

**M.L. 2027 Environment and Natural Resources Trust Fund (ENRTF) Summary of Proposals Selected for Further Consideration
LCCMR 2027 RFP**

Process for M.L. 2027

As of March 18, 2026, the Legislative-Citizen Commission on Minnesota Resources (LCCMR) received 434 proposals requesting a total of approximately \$375 million. The amount available for appropriation from the Environment and Natural Resources Trust Fund (ENRTF) for this funding cycle is projected to be approximately \$121 million. This RFP process is for funds that become available for the first year of the FY 2028-FY 2029 biennium beginning July 1, 2027.

LCCMR reviews and evaluates all proposals against their adopted evaluation criteria. On June 17, 2026, members selected 120 proposals totaling approximately \$156,598,000 to receive further consideration for funding from the ENRTF. Of the 120 proposals selected for further consideration, 88 were invited to present before the LCCMR on June 29-30 and July 1, 2026. Thirty-two will be considered without the need for a presentation. On July 30, the LCCMR will meet to make final selection and funding allocation decisions. In late 2026, the commission will meet to approve appropriation bill language for these projects that will be presented to the 2027 Minnesota Legislature as the official LCCMR recommendations for spending from the Environment and Natural Resources Trust Fund.

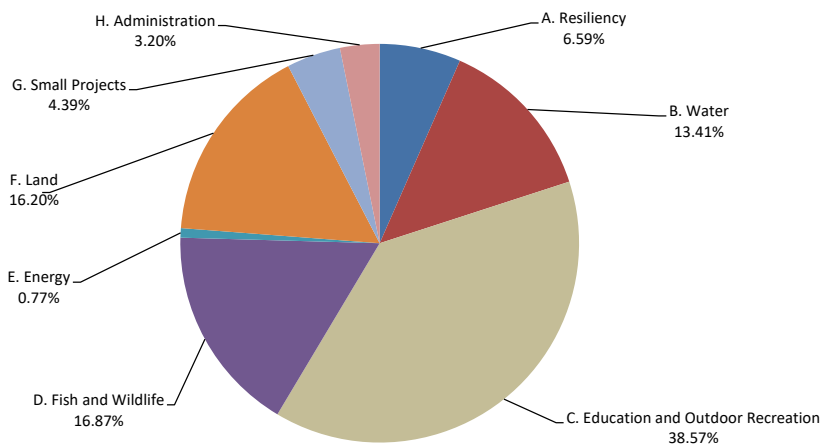
Check the LCCMR meeting schedule for the most up-to-date information and important process dates.

January 7, 2026	RFP Issued
March 18, 2026	RFP Proposal Deadline (434 proposals received totaling ~\$375 million)
June 17, 2026	Selection of Proposals for Further Consideration and Presentations
June 29-30, 2026, and July 1, 2026	Proposal Presentations
July 30, 2026	Allocation and Recommendations
August - November 2026	Recommended Projects Undergo Work Plan Development; Research Projects Undergo Peer Review
December 16, 2026	Appropriation Language Review and Adoption

Summary of Proposals by Category

Category	\$ Request	\$ Percent	# Proposals	# Percent
A. Resiliency	\$10,324,000	6.59%	8	6.67%
B. Water	\$20,998,000	13.41%	12	10.00%
C. Education and Outdoor Recreation	\$60,404,000	38.57%	38	31.67%
D. Fish and Wildlife	\$26,419,000	16.87%	18	15.00%
E. Energy	\$1,200,000	0.77%	1	0.83%
F. Land	\$25,372,000	16.20%	10	8.33%
G. Small Projects	\$6,868,000	4.39%	29	24.17%
H. Administration	\$5,013,000	3.20%	4	3.33%
Total	\$156,598,000	100%	120	100%

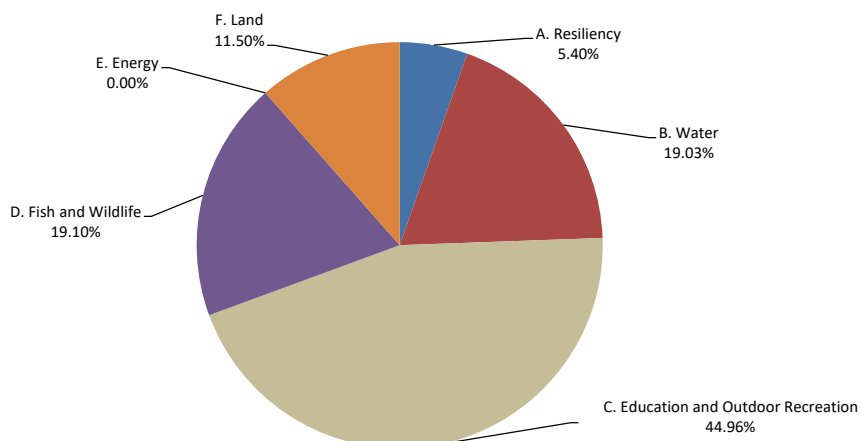
% of Total \$ Request by Category



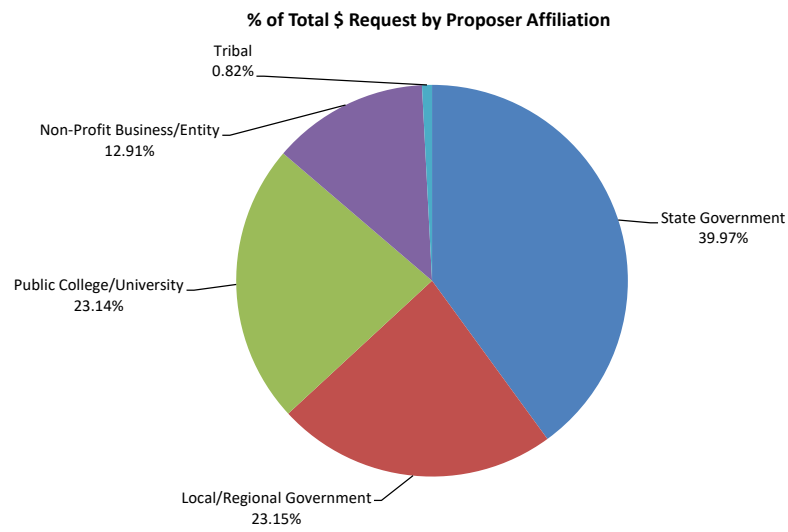
Summary of Category G Proposals by Subcategory

Subcategory	\$ Request	\$ Percent	# Proposals	# Percent
A. Resiliency	\$371,000	5.40%	2	6.90%
B. Water	\$1,307,000	19.03%	5	17.24%
C. Education and Outdoor Recreation	\$3,088,000	44.96%	13	44.83%
D. Fish and Wildlife	\$1,312,000	19.10%	6	20.69%
E. Energy	\$0	0.00%	0	0.00%
F. Land	\$790,000	11.50%	3	10.34%
Total	\$6,868,000	100%	29	100%

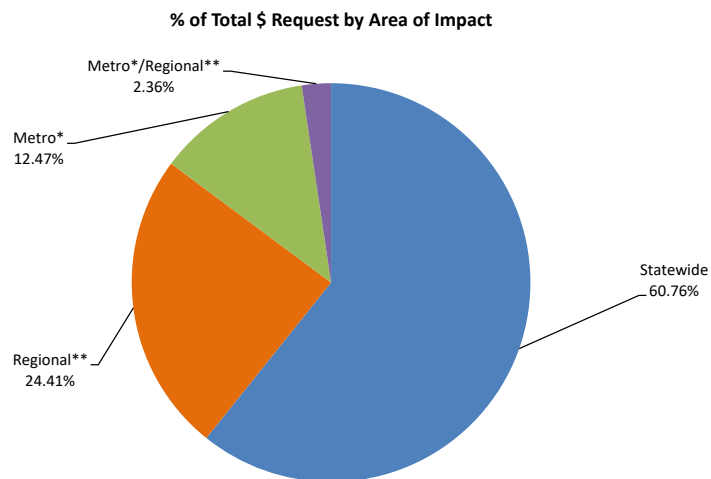
% of Total \$ Request in Category G by Subcategory



Summary of Proposals by Proposer Affiliation				
Affiliation Type	\$ Request	\$ Percent	# Proposals	# Percent
State Government	\$62,594,000	39.97%	32	26.67%
Local/Regional Government	\$36,257,000	23.15%	21	17.50%
Public College/University	\$36,238,000	23.14%	37	30.83%
Non-Profit Business/Entity	\$20,221,000	12.91%	28	23.33%
Tribal	\$1,288,000	0.82%	2	1.67%
Total	\$156,598,000	100%	120	100%



Summary of Proposals by Area of Impact				
Areas of Impact	\$ Request	\$ Percent	# Proposals	# Percent
Statewide	\$95,150,000	60.76%	69	57.50%
Regional**	\$38,230,000	24.41%	28	23.33%
Metro*	\$19,521,000	12.47%	15	12.50%
Metro*/Regional**	\$3,697,000	2.36%	8	6.67%
Total	\$156,598,000	100.00%	120	100.00%



* "Metro" region includes the 11 counties of Anoka, Carver, Chisago, Dakota, Hennepin, Isanti, Ramsey, Scott, Sherburne, Washington, and Wright.

** "Regional" means area of impact is less than "Statewide" but includes one or more regions of the state ("Northwest", "Northeast", "Central", "Southwest", or "Southeast") other than the 11-county "Metro" region.