

**M.L. 2027 Environment and Natural Resources Trust Fund (ENRTF) Proposals Summary
LCCMR 2027 RFP**

Process for M.L. 2027

As of March 18, 2026, the Legislative-Citizen Commission on Minnesota Resources (LCCMR) received 434 proposals requesting a total of approximately \$375 million. The amount available for appropriation from the Environment and Natural Resources Trust Fund (ENRTF) for this funding cycle is approximately \$121 million. This RFP process is for funds that become available for the first year of the FY 2028-FY 2029 biennium beginning July 1, 2027.

LCCMR reviews and evaluates all proposals against their adopted evaluation criteria. On June 17, 2026, members will select a subset of high-ranking proposals to invite for presentation before the LCCMR on June 29-30 and July 1-2, 2026, in order to receive further consideration. On July 30, 2026, the LCCMR will meet to make final selection and funding allocation decisions. In late 2026, the commission will meet to approve appropriation bill language for these projects that will be presented to the 2027 Minnesota Legislature as the official LCCMR recommendations for spending from the Environment and Natural Resources Trust Fund.

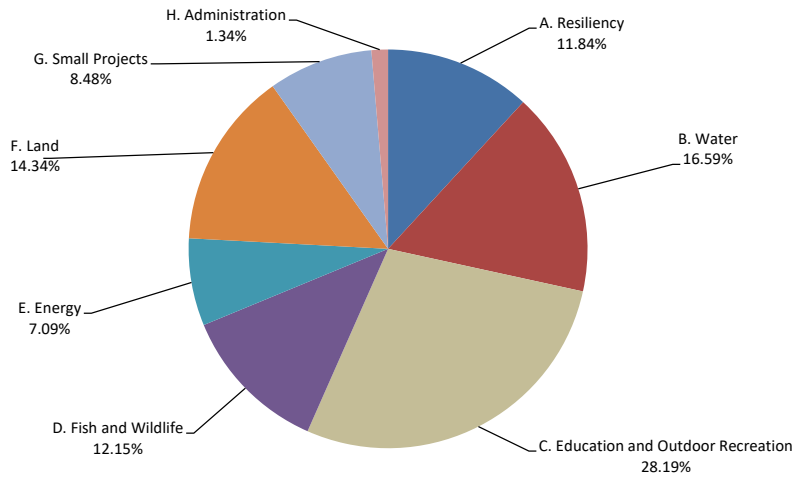
Check the LCCMR meeting schedule for the most up-to-date information and important process dates.

January 7, 2026	RFP Issued
March 18, 2026	RFP Proposal Deadline (434 proposals received totaling ~\$375 million)
June 17, 2026	Selection of Proposals for Further Consideration and Presentations
June 29-30, 2026, and July 1-2, 2026	Proposal Presentations
July 30, 2026	Allocation and Recommendations
August - November 2026	Recommended Projects Undergo Work Plan Development; Research Projects Undergo Peer Review
December 16, 2026	Appropriation Language Review and Adoption

Summary of Proposals by Category

Category	\$ Request	\$ Percent	# Proposals	# Percent
A. Resiliency	\$44,352,000	11.84%	47	10.83%
B. Water	\$62,129,000	16.59%	69	15.90%
C. Education and Outdoor Recreation	\$105,586,000	28.19%	82	18.89%
D. Fish and Wildlife	\$45,496,000	12.15%	38	8.76%
E. Energy	\$26,540,000	7.09%	22	5.07%
F. Land	\$53,708,000	14.34%	37	8.53%
G. Small Projects	\$31,763,000	8.48%	135	31.11%
H. Administration	\$5,013,000	1.34%	4	0.92%
Total	\$374,587,000	100%	434	100%

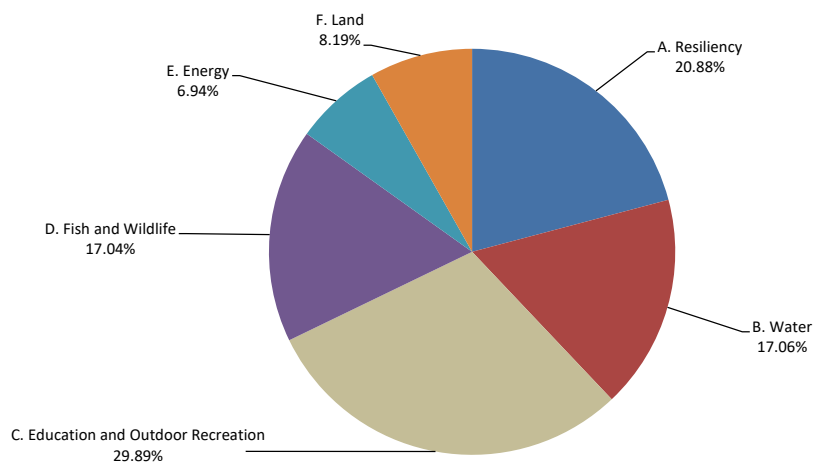
% of Total \$ Request by Category



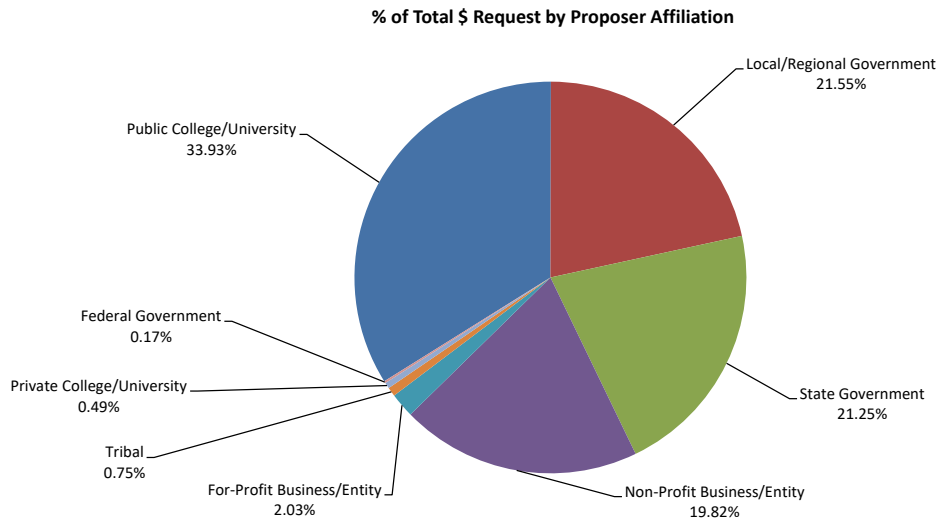
Summary of Category G Proposals by Subcategory

Subcategory	\$ Request	\$ Percent	# Proposals	# Percent
A. Resiliency	\$6,631,000	20.88%	25	18.52%
B. Water	\$5,419,000	17.06%	24	17.78%
C. Education and Outdoor Recreation	\$9,494,000	29.89%	44	32.59%
D. Fish and Wildlife	\$5,414,000	17.04%	23	17.04%
E. Energy	\$2,205,000	6.94%	8	5.93%
F. Land	\$2,600,000	8.19%	11	8.15%
Total	\$31,763,000	100%	135	100%

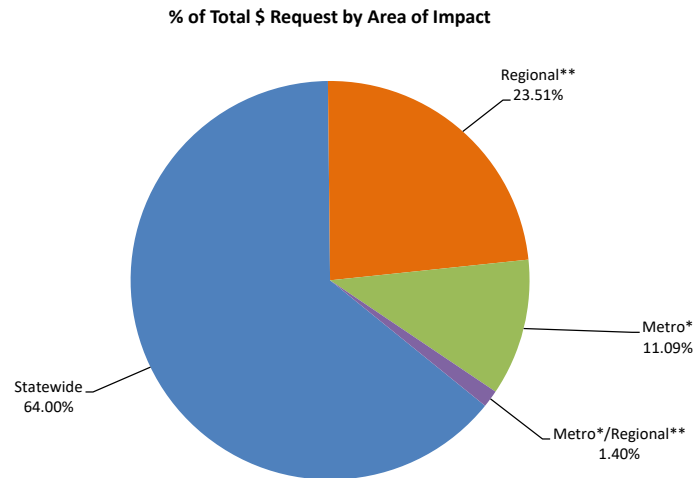
% of Total \$ Request in Category G by Subcategory



Summary of Proposals by Proposer Affiliation				
Affiliation Type	\$ Request	\$ Percent	# Proposals	# Percent
Public College/University	\$127,083,000	33.93%	204	47.00%
Local/Regional Government	\$80,740,000	21.55%	65	14.98%
State Government	\$79,606,000	21.25%	49	11.29%
Non-Profit Business/Entity	\$74,257,000	19.82%	98	22.58%
For-Profit Business/Entity	\$7,619,000	2.03%	8	1.84%
Tribal	\$2,813,000	0.75%	3	0.69%
Private College/University	\$1,832,000	0.49%	6	1.38%
Federal Government	\$637,000	0.17%	1	0.23%
Total	\$374,587,000	100%	434	100%



Summary of Proposals by Area of Impact				
Areas of Impact	\$ Request	\$ Percent	# Proposals	# Percent
Statewide	\$239,718,000	64.00%	291	67.05%
Regional**	\$88,081,000	23.51%	82	18.89%
Metro*	\$41,543,000	11.09%	49	11.29%
Metro*/Regional**	\$5,245,000	1.40%	12	2.76%
Total	\$374,587,000	100.00%	434	100.00%



* "Metro" region includes the 11 counties of Anoka, Carver, Chisago, Dakota, Hennepin, Isanti, Ramsey, Scott, Sherburne, Washington, and Wright.

** "Regional" means area of impact is less than "Statewide" but includes one or more regions of the state ("Northwest", "Northeast", "Central", "Southwest", or "Southeast") other than the 11-county "Metro" region.