

M.L. 2026 Environment and Natural Resources Trust Fund (ENRTF) Summary of Proposals Selected to Present
LCCMR 2026 RFP

Process for M.L. 2026

As of March 19, 2025, the Legislative-Citizen Commission on Minnesota Resources (LCCMR) received 400 proposals requesting a total of \$358,772,000. The amount available for appropriation from the Environment and Natural Resources Trust Fund (ENRTF) is approximately \$103 million. This RFP process is for FY 2027 funds that become available beginning July 1, 2026.

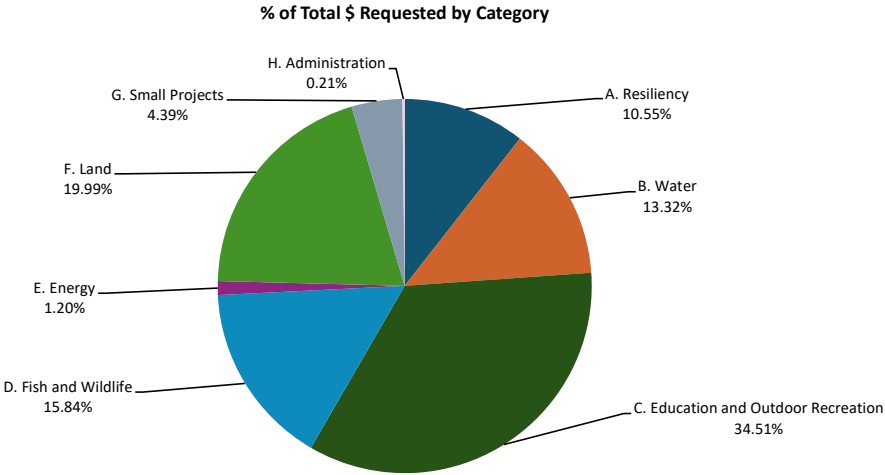
LCCMR reviews and evaluates all proposals against their adopted evaluation criteria. On June 11, members selected 124 proposals totaling approximately \$162 million to invite for presentation before the LCCMR on June 24-27 in order to receive further consideration. On July 18, the LCCMR will meet to make final selection and funding allocation decisions. In late 2025, the commission will meet to approve appropriation bill language for these projects that will be presented to the 2026 Minnesota Legislature as the official LCCMR recommendations for spending from the Environment and Natural Resources Trust Fund.

Check the LCCMR meeting schedule for the most up-to-date information and important process dates.

January 8, 2025	RFP Issued
March 19, 2025	RFP Proposal Deadline (400 proposals received totaling ~\$359 million)
June 11, 2025	Selection of Proposals for Further Consideration and Presentations
June 24-27, 2025	Proposal Presentations
July 18, 2025	Allocation and Recommendations
August - November 2025	Recommended Projects Undergo Work Plan Development; Research Projects Undergo Peer Review
December 10, 2025	Appropriation Language Review and Adoption

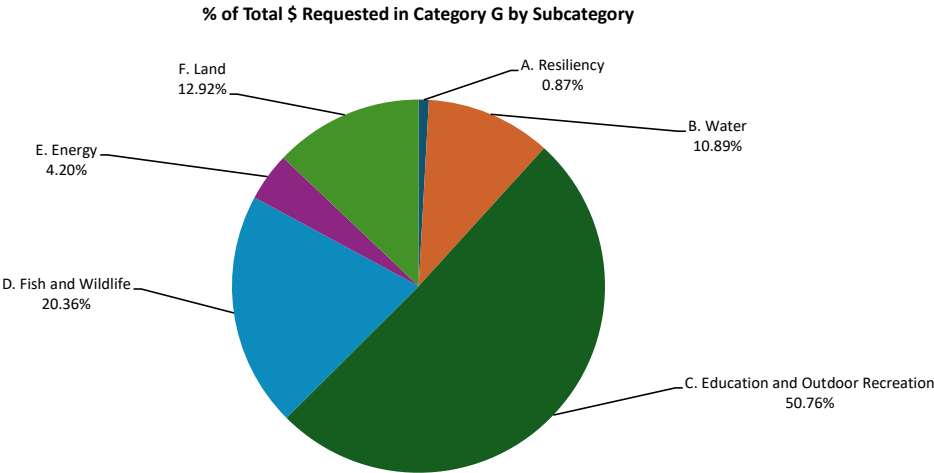
Summary of Proposals by Category

Category	\$ Requested	\$ Percent	# Proposals	# Percent
A. Resiliency	\$17,064,000	10.55%	11	8.87%
B. Water	\$21,549,000	13.32%	21	16.94%
C. Education and Outdoor Recreation	\$55,846,000	34.51%	26	20.97%
D. Fish and Wildlife	\$25,625,000	15.84%	14	11.29%
E. Energy	\$1,943,000	1.20%	2	1.61%
F. Land	\$32,351,000	19.99%	16	12.90%
G. Small Projects	\$7,098,000	4.39%	31	25.00%
H. Administration	\$340,000	0.21%	3	2.42%
Total	\$161,816,000	100.00%	124	100.00%

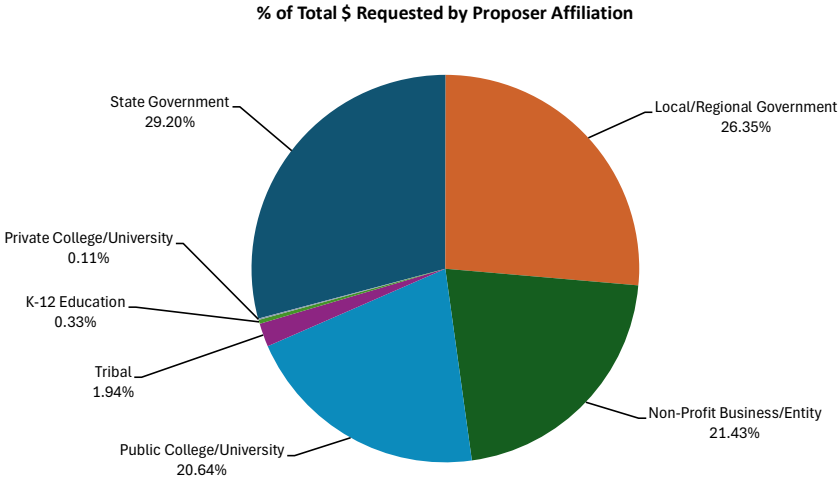


Summary of Category G Proposals by Subcategory

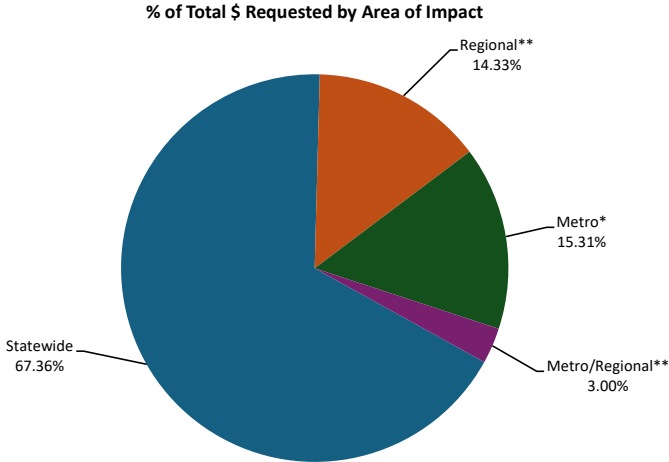
Subcategory	\$ Requested	\$ Percent	# Proposals	# Percent
A. Resiliency	\$62,000	0.87%	1	3.23%
B. Water	\$773,000	10.89%	3	9.68%
C. Education and Outdoor Recreation	\$3,603,000	50.76%	16	51.61%
D. Fish and Wildlife	\$1,445,000	20.36%	6	19.35%
E. Energy	\$298,000	4.20%	1	3.23%
F. Land	\$917,000	12.92%	4	12.90%
Total	\$7,098,000	100.00%	31	100.00%



Summary of Proposals by Proposer Affiliation				
Affiliation Type	\$ Requested	\$ Percent	# Proposals	# Percent
State Government	\$47,247,000	29.20%	22	17.74%
Local/Regional Government	\$42,634,000	26.35%	18	14.52%
Non-Profit Business/Entity	\$34,680,000	21.43%	34	27.42%
Public College/University	\$33,406,000	20.64%	42	33.87%
Tribal	\$3,136,000	1.94%	5	4.03%
K-12 Education	\$538,000	0.33%	2	1.61%
Private College/University	\$175,000	0.11%	1	0.81%
Total	\$161,816,000	100.00%	124	100.00%



Summary of Proposals by Area of Impact				
Areas of Impact	\$ Requested	\$ Percent	# Proposals	# Percent
Statewide	\$108,998,000	67.36%	84	67.74%
Regional**	\$23,190,000	14.33%	20	16.13%
Metro*	\$24,778,000	15.31%	17	13.71%
Metro/Regional**	\$4,850,000	3.00%	3	2.42%
Total	\$161,816,000	100.00%	124	100.00%



* "Metro" region includes the 11 counties of Anoka, Carver, Chisago, Dakota, Hennepin, Isanti, Ramsey, Scott, Sherburne, Washington, and Wright.

** "Regional" means area of impact is less than "Statewide" but includes one or more regions of the state ("Northwest", "Northeast", "Central", "Southwest", or "Southeast") other than the 11-county "Metro" region.