

**M.L. 2024 Environment and Natural Resources Trust Fund (ENRTF) Summary of Proposals Selected to Present
LCCMR 2024 RFP**

Process for M.L. 2024

As of March 31, 2023, the Legislative-Citizen Commission on Minnesota Resources (LCCMR) received 218 proposals requesting a total of approximately \$174 million. The amount available for appropriation from the Environment and Natural Resources Trust Fund (ENRTF) is approximately \$79 million. This RFP process is for FY 2025 funds that become available beginning July 1, 2024.

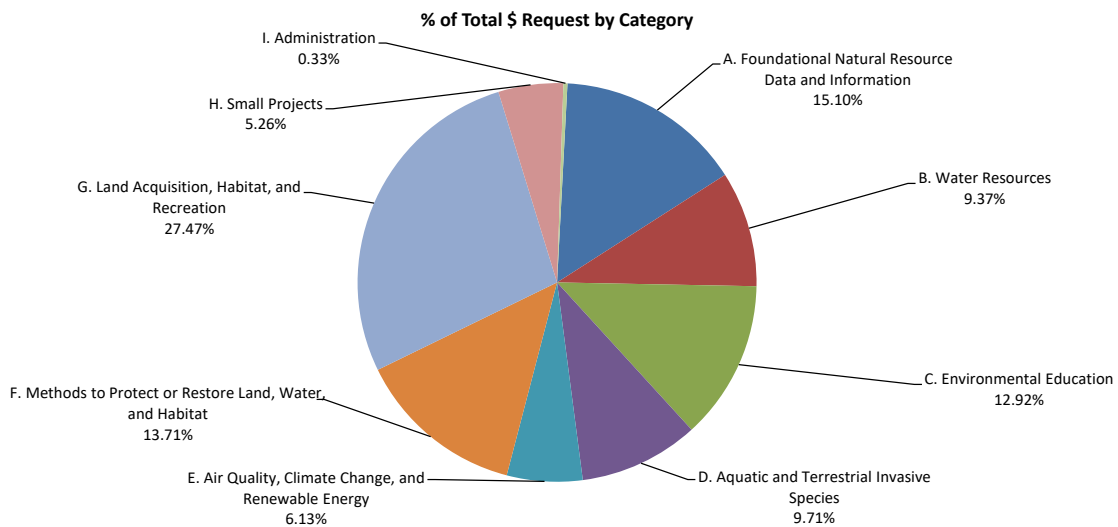
LCCMR reviews and evaluates all proposals against their 10 adopted evaluation criteria. On June 8, members selected 102 proposals to invite for presentation before the LCCMR on June 22-23 and June 27-28 in order to receive further consideration. On July 20, the LCCMR will meet to make final selection and funding allocation decisions. In late 2023, the commission will meet to approve appropriation bill language for these projects that will be presented to the 2024 Minnesota Legislature as the official LCCMR recommendations for spending from the ENRTF.

Check the LCCMR meeting schedule for the most up-to-date information and important process dates.

January 18, 2023	RFP Issued
March 31, 2023	RFP Proposal Deadline (218 proposals received totaling ~\$174 million)
June 8, 2023	Selection of Proposals for Further Consideration and Presentations
June 22-23 & 27-28, 2023	Proposal Presentations
July 20, 2023	Allocation and Recommendations
August - November 2023	Recommended Projects Undergo Work Plan Development; Research Projects Undergo Peer Review
December 7, 2023	Appropriation Language Review and Adoption

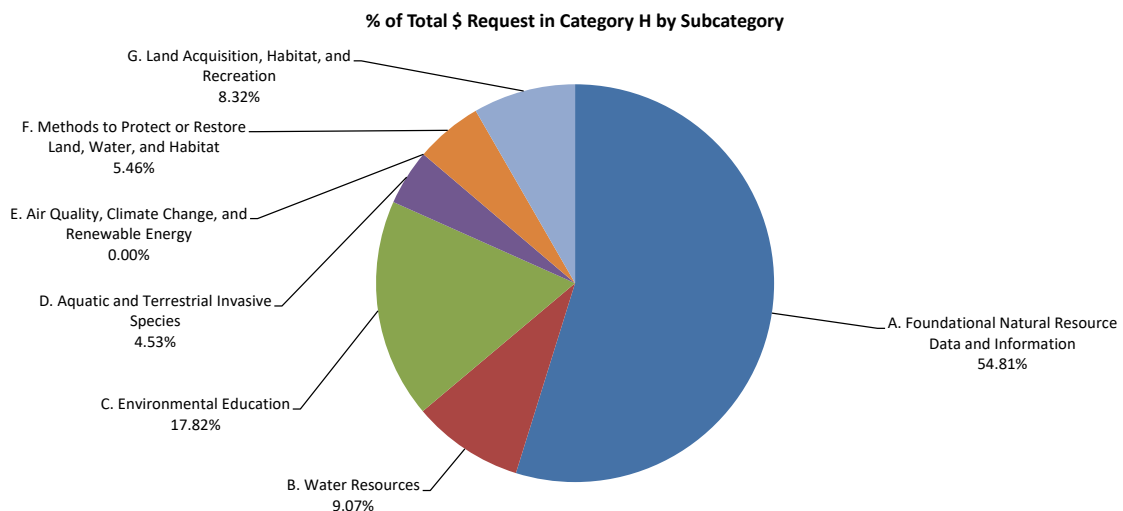
Summary of Proposals by Category

Category	\$ Request	\$ Percent	# Proposals	# Percent
A. Foundational Natural Resource Data and Information	\$12,666,000	15.10%	15	14.71%
B. Water Resources	\$7,865,000	9.37%	13	12.75%
C. Environmental Education	\$10,841,000	12.92%	17	16.67%
D. Aquatic and Terrestrial Invasive Species	\$8,150,000	9.71%	3	2.94%
E. Air Quality, Climate Change, and Renewable Energy	\$5,141,000	6.13%	5	4.90%
F. Methods to Protect or Restore Land, Water, and Habitat	\$11,504,000	13.71%	14	13.73%
G. Land Acquisition, Habitat, and Recreation	\$23,048,000	27.47%	9	8.82%
H. Small Projects	\$4,412,000	5.26%	25	24.51%
I. Administration	\$275,000	0.33%	1	0.98%
Total	\$83,902,000	100.00%	102	100.00%

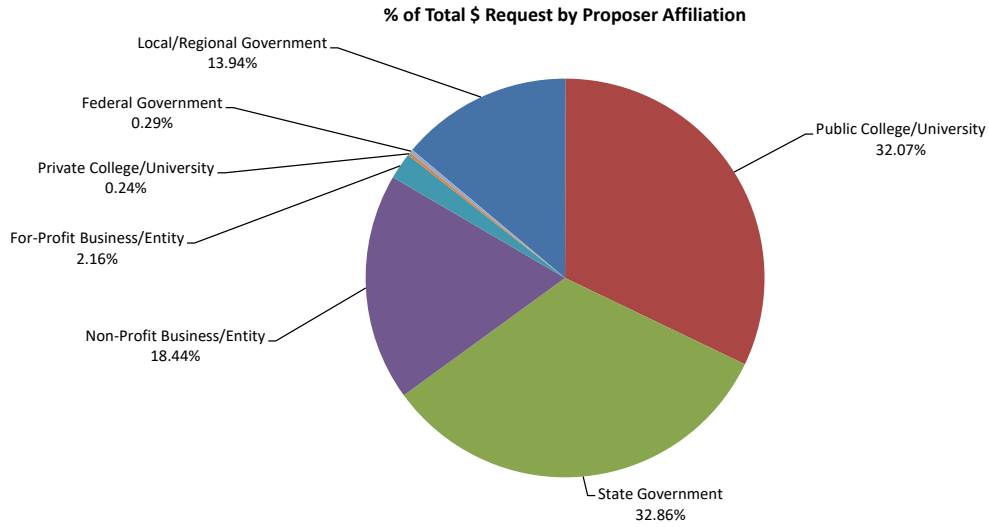


Summary of Category H Proposals by Subcategory

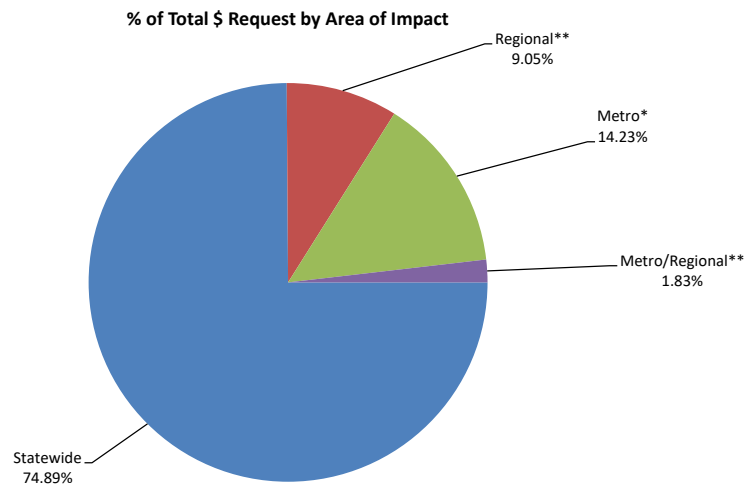
Subcategory	\$ Request	\$ Percent	# Proposals	# Percent
A. Foundational Natural Resource Data and Information	\$2,418,000	54.81%	13	52.00%
B. Water Resources	\$400,000	9.07%	2	8.00%
C. Environmental Education	\$786,000	17.82%	5	20.00%
D. Aquatic and Terrestrial Invasive Species	\$200,000	4.53%	1	4.00%
E. Air Quality, Climate Change, and Renewable Energy	\$0	0.00%	0	0.00%
F. Methods to Protect or Restore Land, Water, and Habitat	\$241,000	5.46%	2	8.00%
G. Land Acquisition, Habitat, and Recreation	\$367,000	8.32%	2	8.00%
Total	\$4,412,000	100.00%	25	100.00%



Summary of Proposals by Proposer Affiliation				
Affiliation Type	\$ Request	\$ Percent	# Proposals	# Percent
Local/Regional Government	\$11,699,000	13.94%	12	11.76%
Public College/University	\$26,909,000	32.07%	46	45.10%
State Government	\$27,568,000	32.86%	18	17.65%
Non-Profit Business/Entity	\$15,473,000	18.44%	22	21.57%
For-Profit Business/Entity	\$1,812,000	2.16%	2	1.96%
Private College/University	\$200,000	0.24%	1	0.98%
Federal Government	\$241,000	0.29%	1	0.98%
Total	\$83,902,000	100.00%	102	100.00%



Summary of Proposals by Area of Impact				
Areas of Impact	\$ Request	\$ Percent	# Proposals	# Percent
Statewide	\$62,836,000	74.89%	75	73.53%
Regional**	\$7,591,000	9.05%	16	15.69%
Metro*	\$11,937,000	14.23%	8	7.84%
Metro/Regional**	\$1,538,000	1.83%	3	2.94%
Total	\$83,902,000	100.00%	102	100.00%



* "Metro" region includes the 11 counties of Anoka, Carver, Chisago, Dakota, Hennepin, Isanti, Ramsey, Scott, Sherburne, Washington, and Wright.

** "Regional" means area of impact is less than "Statewide" but includes one or more regions of the state ("Northwest", "Northeast", "Central", "Southwest", or "Southeast") other than the 11-county "Metro" region.