

**M.L. 2023 Environment and Natural Resources Trust Fund (ENRTF) Summary of Proposals Selected to Present
LCCMR 2023 RFP**

Process for M.L. 2023

For the FY 2024 and FY 2025 biennium (July 1, 2023 -June 30, 2025), approximately \$79 million is available each year for funding from the Environment and Natural Resources Trust Fund and approximately \$189,000 is available from the Great Lakes Protection Account. As of May 26, 2021, the Legislative-Citizen Commission on Minnesota Resources (LCCMR) received 174 proposals requesting a total of approximately \$164 million. This RFP process is for funding beginning July 1, 2023.

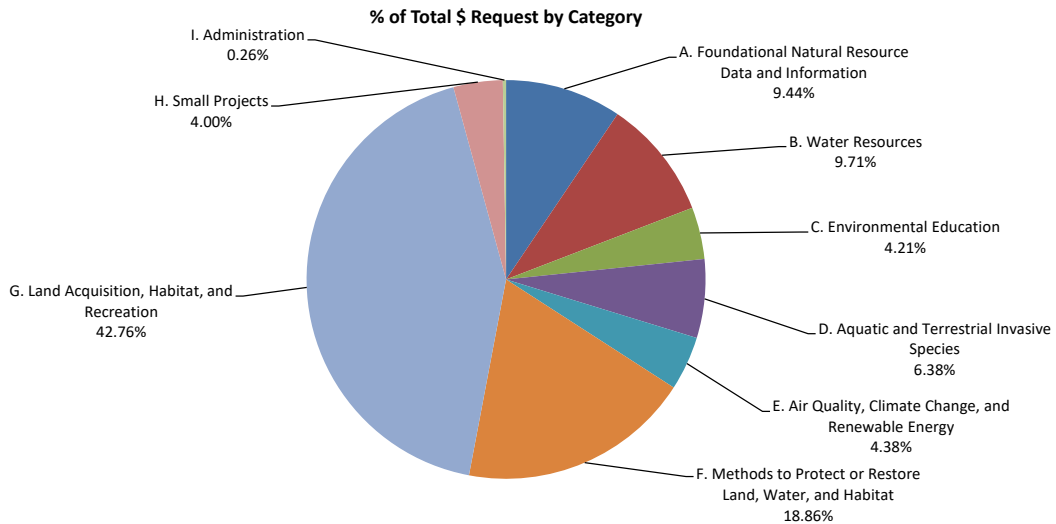
The LCCMR reviews and evaluates all proposals against their 10 adopted evaluation criteria. On July 25, members selected 85 proposals requesting a total of approximately \$86 million to invite for a presentation before the LCCMR on August 8, 9, 10, 16, and 17 in order to receive further consideration. On August 30, the LCCMR will meet to make final selection and funding allocation decisions. These selected projects will be presented to the 2023 Minnesota Legislature as the official LCCMR recommendations for spending from the Environment and Natural Resources Trust Fund and Great Lakes Protection Account.

Check the LCCMR schedule for the most up-to-date information and important process dates.

| | |
|----------------------------|---|
| March 25, 2022 | RFP Issued |
| May 26, 2022 | RFP Proposal Deadline (174 proposals received totaling ~\$164 million) |
| July 25, 2022 | Selection of Proposals for Further Consideration and Presentations |
| August 8-10 & 16-17, 2022 | Proposal Presentations |
| August 30, 2022 | Allocation and Recommendations |
| September - November, 2022 | Recommended Projects Undergo Work Plan Development; Research Projects Undergo Peer Review |
| December 8 & 20, 2022 | Appropriation Language Review and Adoption |

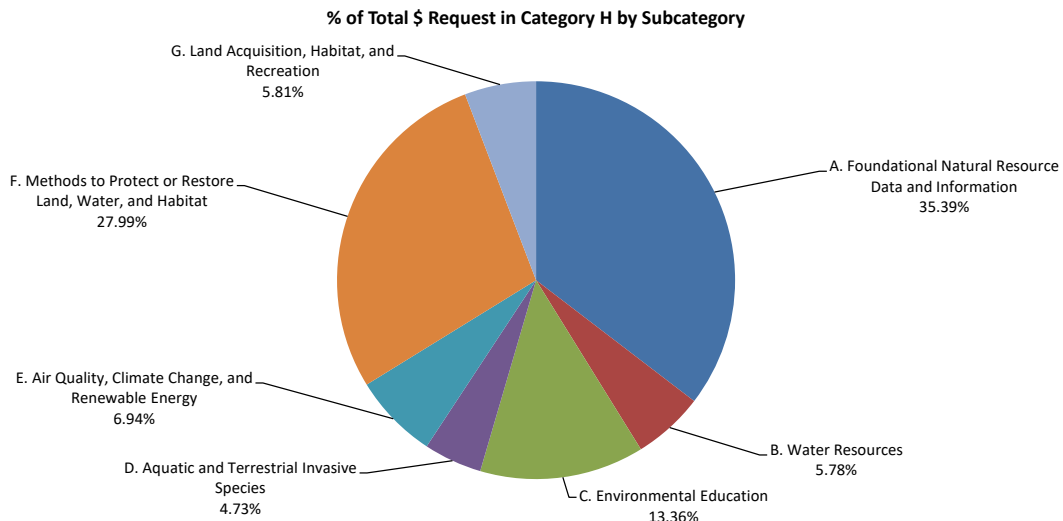
Summary of Proposals by Category

| Category | \$ Request | \$ Percent | # Proposals | # Percent |
|--|---------------------|----------------|-------------|----------------|
| A. Foundational Natural Resource Data and Information | \$8,134,000 | 9.44% | 13 | 15.29% |
| B. Water Resources | \$8,369,000 | 9.71% | 12 | 14.12% |
| C. Environmental Education | \$3,627,000 | 4.21% | 6 | 7.06% |
| D. Aquatic and Terrestrial Invasive Species | \$5,500,000 | 6.38% | 1 | 1.18% |
| E. Air Quality, Climate Change, and Renewable Energy | \$3,773,000 | 4.38% | 4 | 4.71% |
| F. Methods to Protect or Restore Land, Water, and Habitat | \$16,251,000 | 18.86% | 13 | 15.29% |
| G. Land Acquisition, Habitat, and Recreation | \$36,850,000 | 42.76% | 15 | 17.65% |
| H. Small Projects | \$3,444,000 | 4.00% | 20 | 23.53% |
| I. Administration | \$224,000 | 0.26% | 1 | 1.18% |
| Total | \$86,172,000 | 100.00% | 85 | 100.00% |



Summary of Category H Proposals by Subcategory

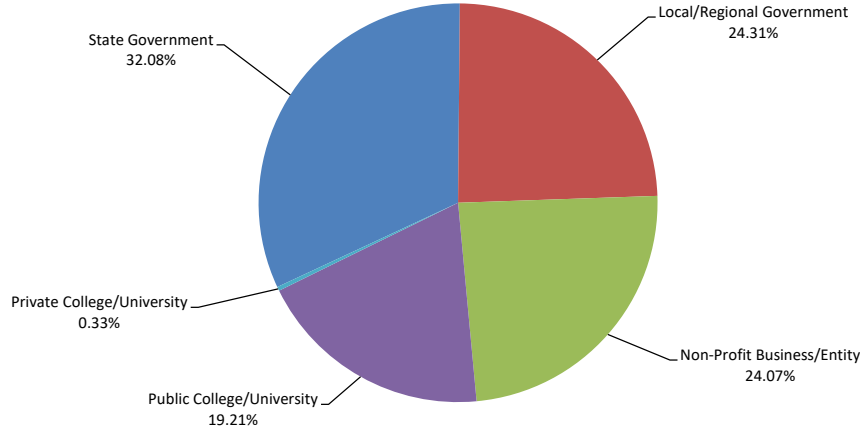
| Subcategory | \$ Request | \$ Percent | # Proposals | # Percent |
|--|--------------------|----------------|-------------|----------------|
| A. Foundational Natural Resource Data and Information | \$1,219,000 | 35.39% | 7 | 35.00% |
| B. Water Resources | \$199,000 | 5.78% | 1 | 5.00% |
| C. Environmental Education | \$460,000 | 13.36% | 3 | 15.00% |
| D. Aquatic and Terrestrial Invasive Species | \$163,000 | 4.73% | 1 | 5.00% |
| E. Air Quality, Climate Change, and Renewable Energy | \$239,000 | 6.94% | 2 | 10.00% |
| F. Methods to Protect or Restore Land, Water, and Habitat | \$964,000 | 27.99% | 5 | 25.00% |
| G. Land Acquisition, Habitat, and Recreation | \$200,000 | 5.81% | 1 | 5.00% |
| Total | \$3,444,000 | 100.00% | 20 | 100.00% |



Summary of Proposals by Proposer Affiliation

| Affiliation Type | \$ Request | \$ Percent | # Proposals | # Percent |
|----------------------------|---------------------|----------------|-------------|----------------|
| State Government | \$27,648,000 | 32.08% | 18 | 21.18% |
| Local/Regional Government | \$20,948,000 | 24.31% | 18 | 21.18% |
| Non-Profit Business/Entity | \$20,741,000 | 24.07% | 23 | 27.06% |
| Public College/University | \$16,553,000 | 19.21% | 25 | 29.41% |
| Private College/University | \$282,000 | 0.33% | 1 | 1.18% |
| Total | \$86,172,000 | 100.00% | 85 | 100.00% |

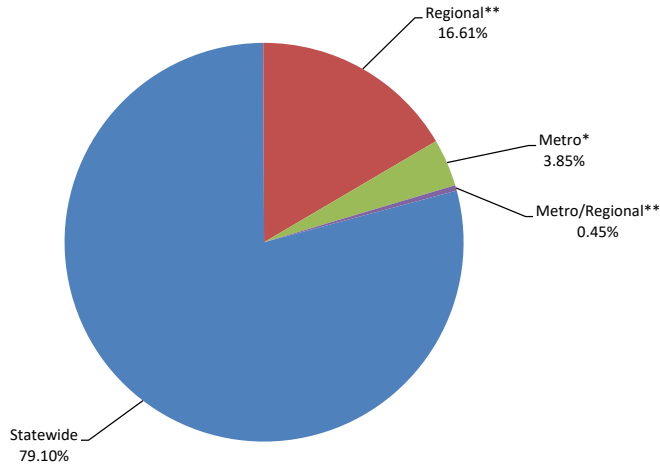
% of Total \$ Request by Proposer Affiliation



Summary of Proposals by Area of Impact

| Areas of Impact | \$ Request | \$ Percent | # Proposals | # Percent |
|------------------|---------------------|----------------|-------------|----------------|
| Statewide | \$68,163,000 | 79.10% | 60 | 70.59% |
| Regional** | \$14,309,000 | 16.61% | 18 | 21.18% |
| Metro* | \$3,316,000 | 3.85% | 5 | 5.88% |
| Metro/Regional** | \$384,000 | 0.45% | 2 | 2.35% |
| Total | \$86,172,000 | 100.00% | 85 | 100.00% |

% of Total \$ Request by Area of Impact



* "Metro" region includes the 11 counties of Anoka, Carver, Chisago, Dakota, Hennepin, Isanti, Ramsey, Scott, Sherburne, Washington, and Wright.

** "Regional" means area of impact is less than "Statewide" but includes one or more regions of the state ("Northwest", "Northeast", "Central", "Southwest", or "Southeast") other than the 11-county "Metro" region.