

**M.L. 2023 Environment and Natural Resources Trust Fund (ENRTF) Proposals Summary
LCCMR 2023 RFP**

Process for M.L. 2023

As of May 26, 2022, the Legislative-Citizen Commission on Minnesota Resources (LCCMR) received 174 proposals requesting a total of approximately \$164 million. The amount available for appropriation from the Environment and Natural Resources Trust Fund (ENRTF) for the FY 2024 and FY 2025 biennium (July 1, 2023 -June 30, 2025) will be determined after June 30, 2022. This RFP process is for funding beginning July 1, 2023.

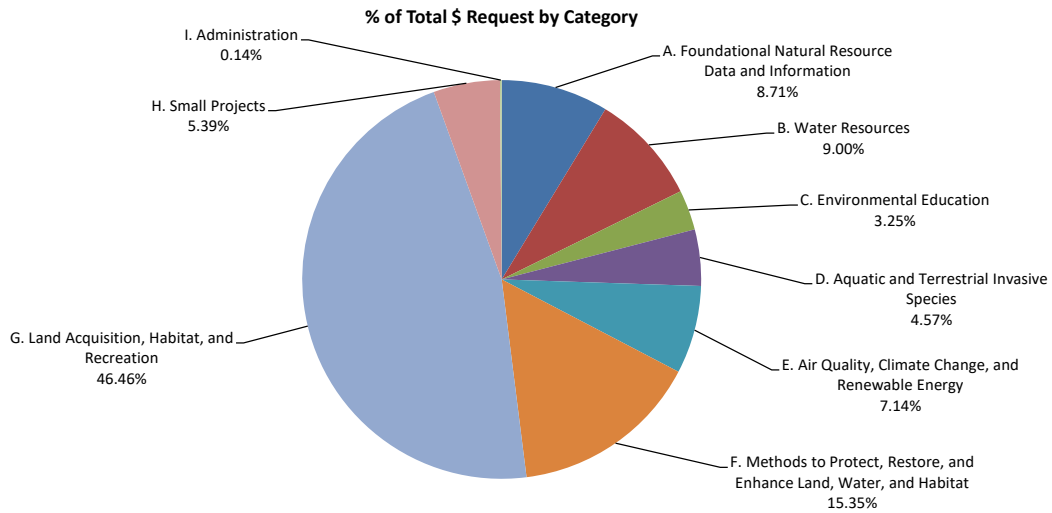
The LCCMR reviews and evaluates all proposals against their 10 adopted evaluation criteria. On July 25, members will select a subset of high-ranking proposals to invite for presentation before the LCCMR on August 8, 9, 10, 16, and 17 in order to receive further consideration. On August 30, the LCCMR will make final selection and funding allocation decisions. These selected projects will be presented to the 2023 Minnesota Legislature as the official LCCMR recommendations for spending from the Environment and Natural Resources Trust Fund.

Check the LCCMR schedule for the most up-to-date information and important process dates.

March 25, 2022	RFP Issued
May 26, 2022	RFP Proposal Deadline (174 proposals received totaling ~\$164 million)
July 25, 2022	Selection of Proposals for Further Consideration and Presentations
August 8-10 & 16-17, 2022	Proposal Presentations
August 30, 2022	Allocation and Recommendations
September - November, 2022	Recommended Research Projects Undergo Work Plan Development and Peer Review
December 8 & 20, 2022	Appropriation Language Review and Adoption

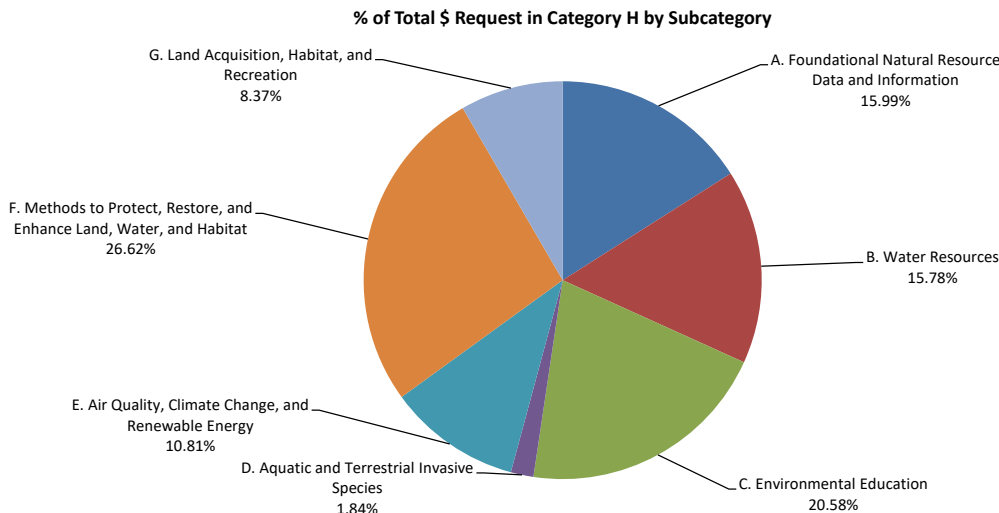
Summary of Proposals by Category

Category	\$ Request	\$ Percent	# Proposals	# Percent
A. Foundational Natural Resource Data and Information	\$14,278,000	8.71%	21	12.07%
B. Water Resources	\$14,767,000	9.00%	23	13.22%
C. Environmental Education	\$5,328,000	3.25%	8	4.60%
D. Aquatic and Terrestrial Invasive Species	\$7,487,000	4.57%	2	1.15%
E. Air Quality, Climate Change, and Renewable Energy	\$11,709,000	7.14%	20	11.49%
F. Methods to Protect, Restore, and Enhance Land, Water, and Habitat	\$25,168,000	15.35%	24	13.79%
G. Land Acquisition, Habitat, and Recreation	\$76,201,000	46.46%	25	14.37%
H. Small Projects	\$8,842,000	5.39%	50	28.74%
I. Administration	\$224,000	0.14%	1	0.57%
Total Request	\$164,004,000	100.00%	174	100.00%



Summary of Category H Proposals by Subcategory

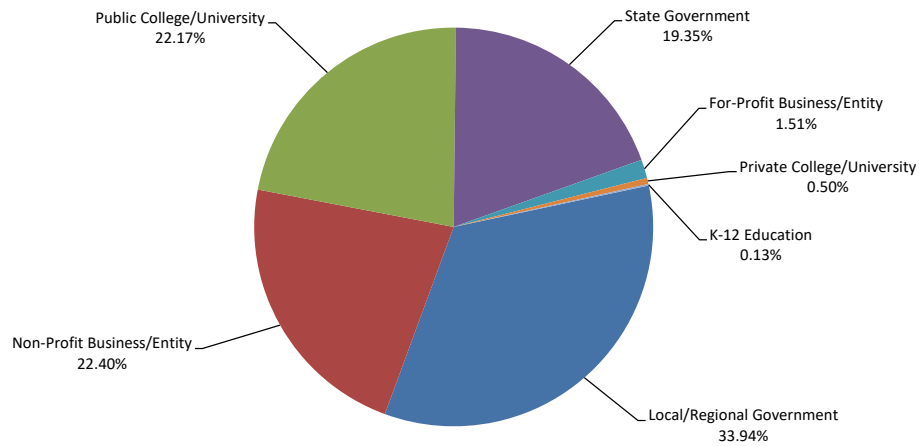
Subcategory	\$ Request	\$ Percent	# Proposals	# Percent
A. Foundational Natural Resource Data and Information	\$1,414,000	15.99%	8	16.00%
B. Water Resources	\$1,395,000	15.78%	7	14.00%
C. Environmental Education	\$1,820,000	20.58%	11	22.00%
D. Aquatic and Terrestrial Invasive Species	\$163,000	1.84%	1	2.00%
E. Air Quality, Climate Change, and Renewable Energy	\$956,000	10.81%	6	12.00%
F. Methods to Protect, Restore, and Enhance Land, Water, and Habitat	\$2,354,000	26.62%	13	26.00%
G. Land Acquisition, Habitat, and Recreation	\$740,000	8.37%	4	8.00%
Total Request	\$8,842,000	100.00%	50	100.00%



Summary of Proposals by Proposer Affiliation

Affiliation Type	\$ Request	\$ Percent	# Proposals	# Percent
Local/Regional Government	\$55,660,000	33.94%	34	19.54%
Non-Profit Business/Entity	\$36,740,000	22.40%	40	22.99%
Public College/University	\$36,365,000	22.17%	73	41.95%
State Government	\$31,739,000	19.35%	23	13.22%
For-Profit Business/Entity	\$2,478,000	1.51%	1	0.57%
Private College/University	\$812,000	0.50%	2	1.15%
K-12 Education	\$210,000	0.13%	1	0.57%
Total Request	\$164,004,000	100.00%	174	100.00%

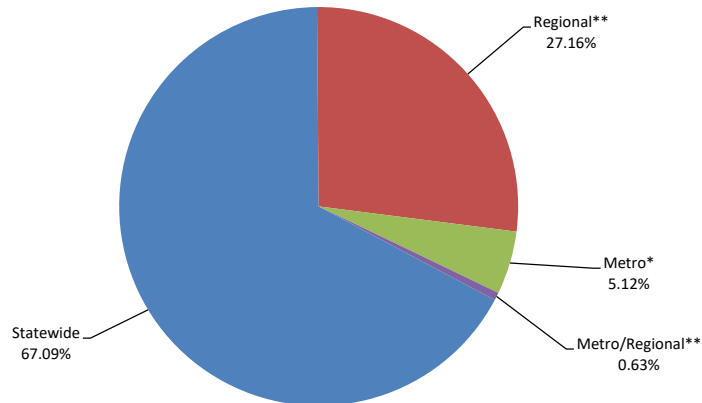
% of Total \$ Request by Proposer Affiliation



Summary of Proposals by Area of Impact

Areas of Impact	\$ Request	\$ Percent	# Proposals	# Percent
Statewide	\$110,027,000	67.09%	124	71.26%
Regional**	\$44,536,000	27.16%	32	18.39%
Metro*	\$8,400,000	5.12%	13	7.47%
Metro/Regional**	\$1,041,000	0.63%	5	2.87%
Total Recommendations	\$164,004,000	100.00%	174	100.00%

% of Total \$ Request by Area of Impact



* "Metro" region includes the 11 counties of Anoka, Carver, Chisago, Dakota, Hennepin, Isanti, Ramsey, Scott, Sherburne, Washington, and Wright.

** "Regional" means area of impact is less than "Statewide" but includes one or more regions of the state ("Northwest", "Northeast", "Central", "Southwest", or "Southeast") other than the 11-county "Metro" region.