

# Environment and Natural Resources Trust Fund Summary of Proposals Selected to Present

## LCCMR 2022 RFP

### Process M.L. 2022

For the FY 2022 and FY 2023 biennium (July 1, 2021 - June 30, 2023), approximately \$70 million is available each year for funding from the Environment and Natural Resources Trust Fund. As of April 2, 2021, the Legislative-Citizen Commission on Minnesota Resources (LCCMR) received 220 proposals requesting a total of approximately \$178 million. 31 proposals withdrew after the passage of the 2020 and 2021 ENRTF appropriations, resulting in a revised total of 189 proposals requesting a total of approximately \$142 million. This RFP process is for funding beginning July 1, 2021.

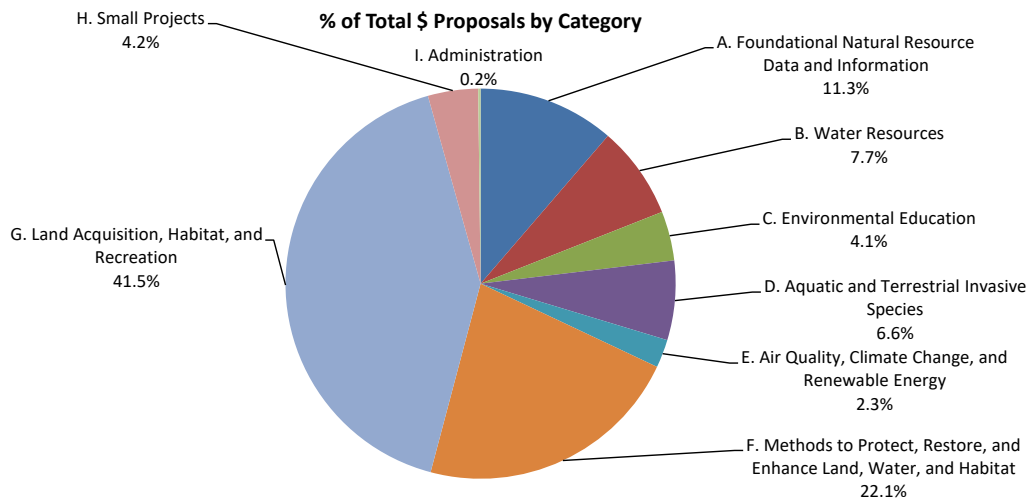
LCCMR reviews and evaluates all proposals against their 10 adopted evaluation criteria. On July 6, members selected 99 proposals requesting a total of approximately \$106 million to invite in for a presentation before the LCCMR on July 13, 15, 20, and 27-29 in order to receive further consideration. On August 26, the LCCMR will make final selection and funding allocation decisions. These selected projects will be presented to the 2022 Minnesota Legislature as the official LCCMR recommendations for spending from the Environment and Natural Resources Trust Fund.

Check the LCCMR schedule for the most up-to-date information and important process dates.

January 11, 2021	RFP Issued
April 2, 2021	RFP Proposal Deadline (220 Proposals received totaling ~\$178 million)
July 6, 2021	Selection of Proposals for Further Consideration and Presentations
July 13, 15, 20, and 27-29, 2021	Proposal Presentations
August 26, 2021	Allocation and Recommendations
August - November, 2021	Recommended Research Projects Undergo Peer Review
November 17, and December 8 & 15, 2021	Appropriation Language Review & Adoption

### Summary of Proposals Selected to Present by Category

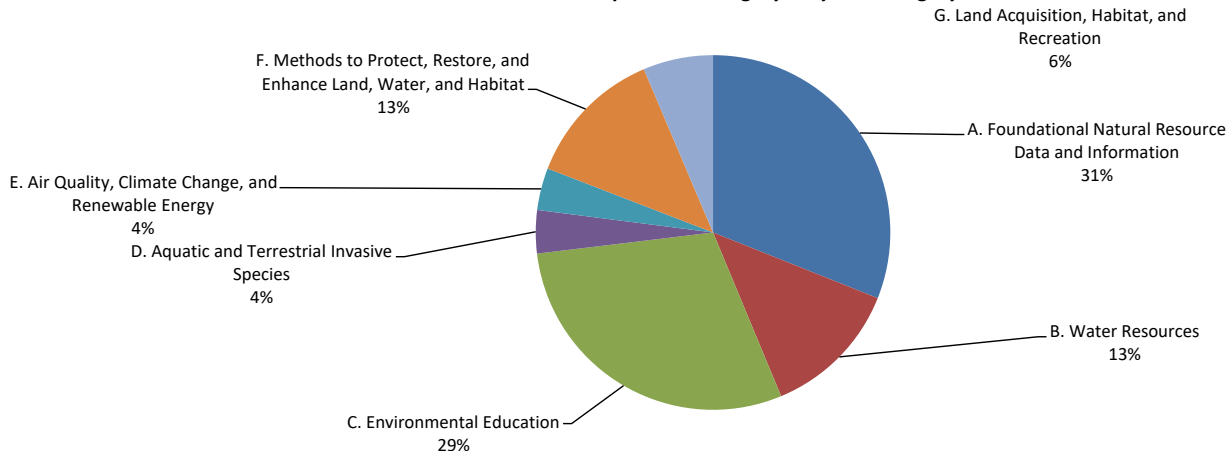
Category	\$ Request	\$ Percent	# Proposals	# Percent
<b>A. Foundational Natural Resource Data and Information</b>	\$12,044,000	11.3%	15	15%
<b>B. Water Resources</b>	\$8,178,000	7.7%	15	15%
<b>C. Environmental Education</b>	\$4,348,000	4.1%	7	7%
<b>D. Aquatic and Terrestrial Invasive Species</b>	\$7,000,000	6.6%	1	1%
<b>E. Air Quality, Climate Change, and Renewable Energy</b>	\$2,490,000	2.3%	3	3%
<b>F. Methods to Protect, Restore, and Enhance Land, Water, and Habitat</b>	\$23,523,000	22.1%	16	16%
<b>G. Land Acquisition, Habitat, and Recreation</b>	\$44,171,000	41.5%	17	17%
<b>H. Small Projects</b>	\$4,423,000	4.2%	24	24%
<b>I. Administration</b>	\$210,000	0.2%	1	1%
<b>Total Request</b>	<b>\$106,387,000</b>	<b>100.0%</b>	<b>99</b>	<b>100%</b>



### Summary of Category H Proposals Selected to Present by Sub-Category

Category	\$ Request	\$ Percent	# Proposals	# Percent
<b>A. Foundational Natural Resource Data and Information</b>	\$1,373,000	31%	7	29%
<b>B. Water Resources</b>	\$561,000	13%	3	13%
<b>C. Environmental Education</b>	\$1,299,000	29%	7	29%
<b>D. Aquatic and Terrestrial Invasive Species</b>	\$174,000	4%	1	4%
<b>E. Air Quality, Climate Change, and Renewable Energy</b>	\$170,000	4%	1	4%
<b>F. Methods to Protect, Restore, and Enhance Land, Water, and Habitat</b>	\$564,000	13%	3	13%
<b>G. Land Acquisition, Habitat, and Recreation</b>	\$282,000	6%	2	8%
<b>Total Request</b>	<b>\$4,423,000</b>	<b>100%</b>	<b>24</b>	<b>100%</b>

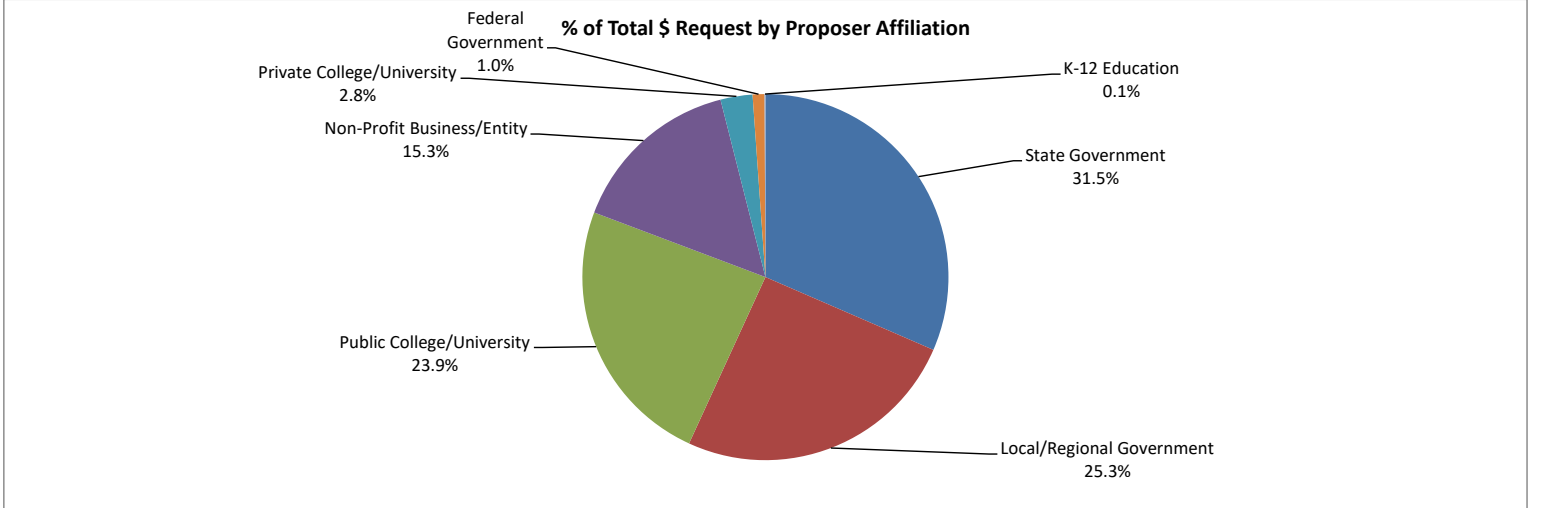
### % of Total \$ Proposals in Category H by Sub Category



**Environment and Natural Resources Trust Fund Summary of Proposals Selected to Present  
LCCMR 2022 RFP**

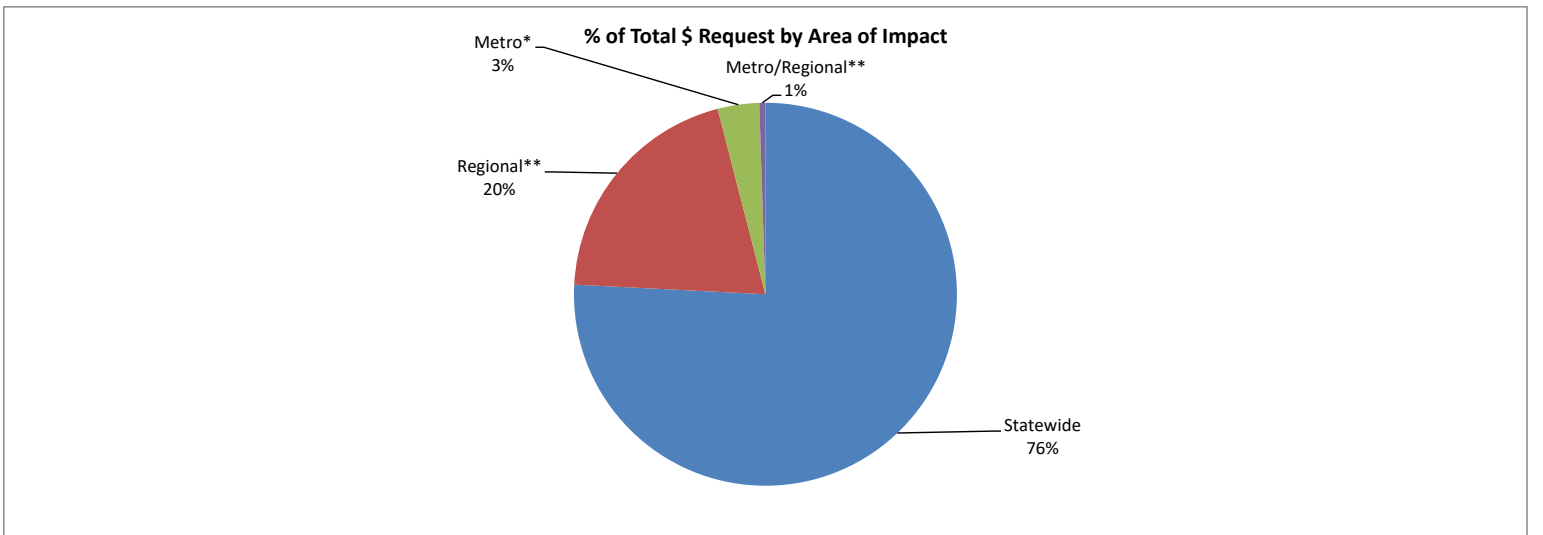
**Summary of Proposals Selected to Present by Proposer Affiliation**

Affiliation Type	\$ Request	\$ Percent	# Proposals	# Percent
State Government	\$33,523,000	31.5%	22	22%
Local/Regional Government	\$26,958,000	25.3%	20	20%
Public College/University	\$25,416,000	23.9%	34	34%
Non-Profit Business/Entity	\$16,288,000	15.3%	18	18%
Private College/University	\$3,007,000	2.8%	2	2%
Federal Government	\$1,113,000	1.0%	2	2%
K-12 Education	\$82,000	0.1%	1	1%
<b>Total Request</b>	<b>\$106,387,000</b>	<b>100.0%</b>	<b>99</b>	<b>100%</b>



**Summary of Proposals Selected to Present by Area of Impact**

Areas of Impact	\$ Request	\$ Percent	# Proposals	# Percent
Statewide	\$80,643,000	76%	70	71%
Regional**	\$21,471,000	20%	21	21%
Metro*	\$3,726,000	4%	6	6%
Metro/Regional**	\$547,000	1%	2	2%
<b>Total Recommendations</b>	<b>\$106,387,000</b>	<b>100%</b>	<b>99</b>	<b>100%</b>



\* "Metro" region includes the 11 counties of Anoka, Carver, Chisago, Dakota, Hennepin, Isanti, Ramsey, Scott, Sherburne, Washington, and Wright.  
 \*\* "Regional" means area of impact is less than "Statewide" but includes one or more regions of the state ("Northwest", "Northeast", "Central", "Southwest", or "Southeast") other than the 11-county "Metro" region.