

M.L. 2026 Environment and Natural Resources Trust Fund (ENRTF) Appropriations by Subdivision

Process for M.L. 2026

For FY 2027 (July 1, 2026 - June 30, 2027), approximately \$103 million was available for funding from the Environment and Natural Resources Trust Fund (ENRTF).

The Legislative-Citizen Commission on Minnesota Resources (LCCMR) selected 109 projects totaling approximately \$103 million to recommend to the 2026 Minnesota Legislature for funding from the ENRTF. The recommendations were the result of the LCCMR's 2026 Request for Proposal (RFP) process in which 400 proposals requesting a total of approximately \$359 million were received and considered through a competitive, multi-stage evaluation. The recommendations ranged from funding the full proposal and dollar amount requested to partial funding for specific proposal elements.

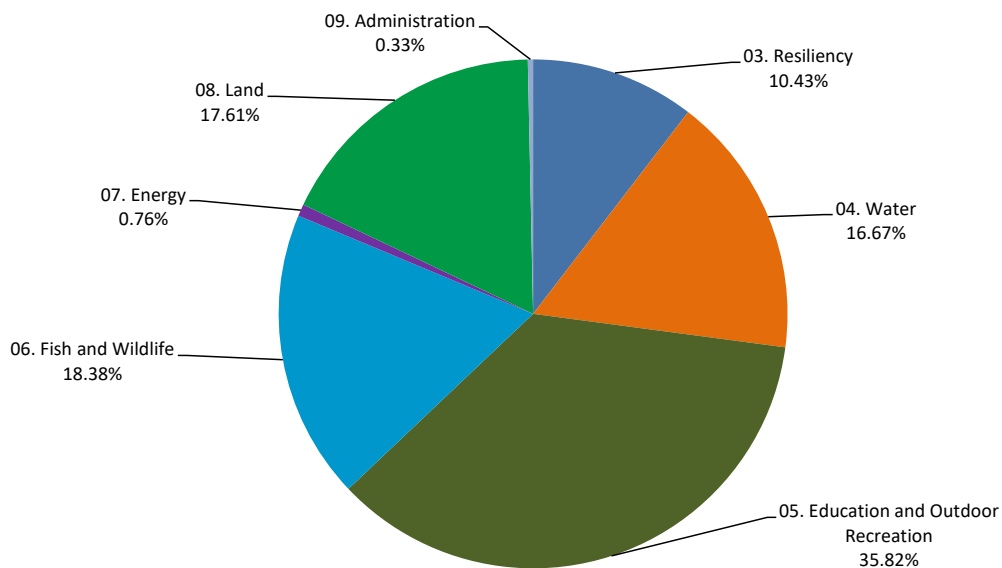
On May 14, 2026, the Legislature adopted 108 of the 109 projects recommended by the LCCMR for funding from the ENRTF. On May 18, 2026, 108 appropriations were signed into law by the Governor as M.L. 2026, Chapter 104, with \$102,036,000 from the ENRTF.

January 8, 2025	RFP Issued
March 19, 2025	RFP Proposal Deadline (400 proposals received totaling ~\$359 million)
June 11, 2025	Selection of Proposals for Further Consideration and Presentations
June 24-27, 2025	Proposal Presentations
July 18, 2025	Allocation and Recommendations
August - November 2025	Recommended Projects Undergo Work Plan Development; Research Projects Undergo Peer Review
December 10, 2025	Appropriation Language Review and Adoption
May 18, 2026	Appropriations Signed into Law by Governor

Summary of Appropriations by Subdivision

Subdivision	\$ Appropriated	\$ Percent	# Appropriated	# Percent
03. Resiliency	\$10,641,000	10.43%	10	9.26%
04. Water	\$17,014,000	16.67%	20	18.52%
05. Education and Outdoor Recreation	\$36,554,000	35.82%	39	36.11%
06. Fish and Wildlife	\$18,750,000	18.38%	19	17.59%
07. Energy	\$773,000	0.76%	2	1.85%
08. Land	\$17,964,000	17.61%	17	15.74%
09. Administration	\$340,000	0.33%	1	0.93%
Total	\$102,036,000	100.00%	108	100.00%

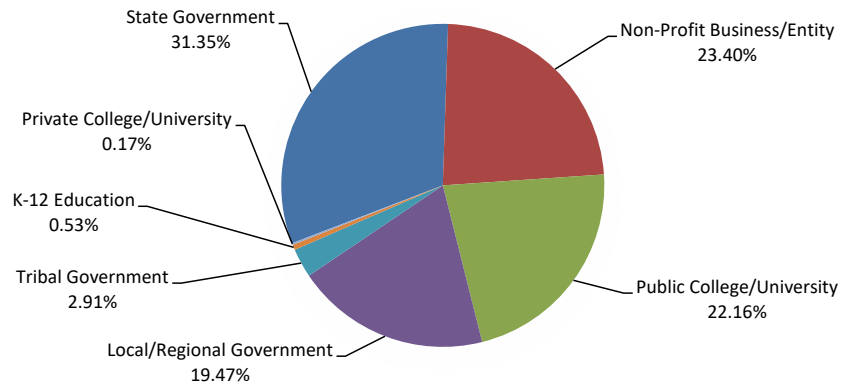
% of Total \$ Appropriated by Subdivision



Summary of Appropriations by Proposer Affiliation

Affiliation Type	\$ Appropriated	\$ Percent	# Appropriated	# Percent
State Government	\$31,993,000	31.35%	19	17.59%
Non-Profit Business/Entity	\$23,876,000	23.40%	30	27.78%
Public College/University	\$22,615,000	22.16%	35	32.41%
Local/Regional Government	\$19,869,000	19.47%	16	14.81%
Tribal Government	\$2,970,000	2.91%	5	4.63%
K-12 Education	\$538,000	0.53%	2	1.85%
Private College/University	\$175,000	0.17%	1	0.93%
Total	\$102,036,000	100.00%	108	100.00%

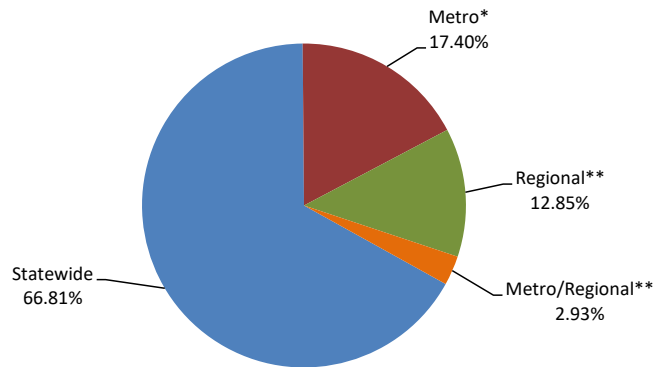
% of Total \$ Appropriated by Proposer Affiliation



Summary of Appropriations by Area of Impact

Areas of Impact	\$ Appropriated	\$ Percent	# Appropriated	# Percent
Statewide	\$68,174,000	66.81%	71	65.74%
Metro*	\$17,757,000	17.40%	15	13.89%
Regional**	\$13,111,000	12.85%	19	17.59%
Metro/Regional**	\$2,994,000	2.93%	3	2.78%
Total	\$102,036,000	100.00%	108	100.00%

% of Total \$ Appropriated by Area of Impact



* "Metro" region includes the 11 counties of Anoka, Carver, Chisago, Dakota, Hennepin, Isanti, Ramsey, Scott, Sherburne, Washington, and Wright.

** "Regional" means area of impact is less than "Statewide" but includes one or more regions of the state ("Northwest", "Northeast", "Central", "Southwest", or "Southeast") other than the 11-county "Metro" region.