

**M.L. 2025 Environment and Natural Resources Trust Fund (ENRTF)
Summary of LCCMR Recommendations for FY 2026**

Process for M.L. 2025

For FY 2026 (July 1, 2025 - June 30, 2026), approximately \$103 million is available for funding from the Environment and Natural Resources Trust Fund (ENRTF).

As of July 31, 2024, the Legislative-Citizen Commission on Minnesota Resources (LCCMR) has selected 124 projects totaling \$103,326,000 to recommend to the 2025 Minnesota Legislature for funding from the ENRTF. In response to LCCMR's 2025 Request for Proposal (RFP), 214 proposals requesting a total of approximately \$183 million were received and considered through a competitive, multi-stage evaluation. The following recommendations are a result of the LCCMR's 2025 RFP process, and range from funding the full proposal and dollar amount requested to partial funding for specific proposal elements.

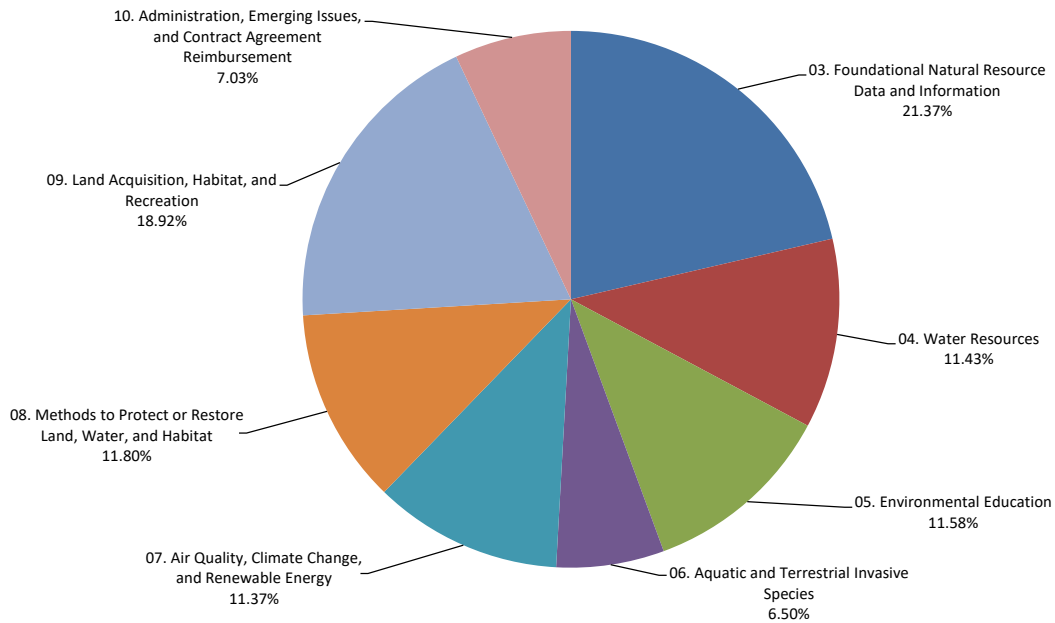
Check the LCCMR meeting schedule for the most up-to-date information and important process dates.

January 3, 2024	RFP Issued
March 27, 2024	RFP Proposal Deadline (214 proposals received totaling ~\$183 million)
June 10, 2024	Selection of Proposals for Further Consideration and Presentations
June 20-21 & 26-28, 2024	Proposal Presentations
July 31, 2024	Allocation and Recommendations
August - November 2024	Recommended Projects Undergo Work Plan Development; Research Projects Undergo Peer Review
December 11, 2024	Appropriation Language Review and Adoption

Summary of Recommendations by Subdivision

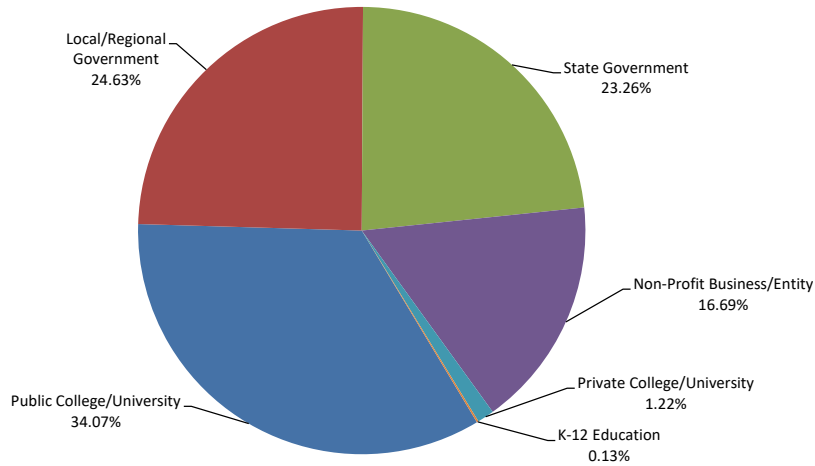
Subdivision	\$ Recommended	\$ Percent	# Recommended	# Percent
03. Foundational Natural Resource Data and Information	\$22,084,000	21.37%	36	29.03%
04. Water Resources	\$11,812,000	11.43%	23	18.55%
05. Environmental Education	\$11,965,000	11.58%	19	15.32%
06. Aquatic and Terrestrial Invasive Species	\$6,713,000	6.50%	2	1.61%
07. Air Quality, Climate Change, and Renewable Energy	\$11,744,000	11.37%	7	5.65%
08. Methods to Protect or Restore Land, Water, and Habitat	\$12,188,000	11.80%	19	15.32%
09. Land Acquisition, Habitat, and Recreation	\$19,553,000	18.92%	14	11.29%
10. Administration, Emerging Issues, and Contract Agreement Reimbursement	\$7,267,000	7.03%	4	3.23%
Total	\$103,326,000	100.00%	124	100.00%

% of Total \$ Recommended by Subdivision



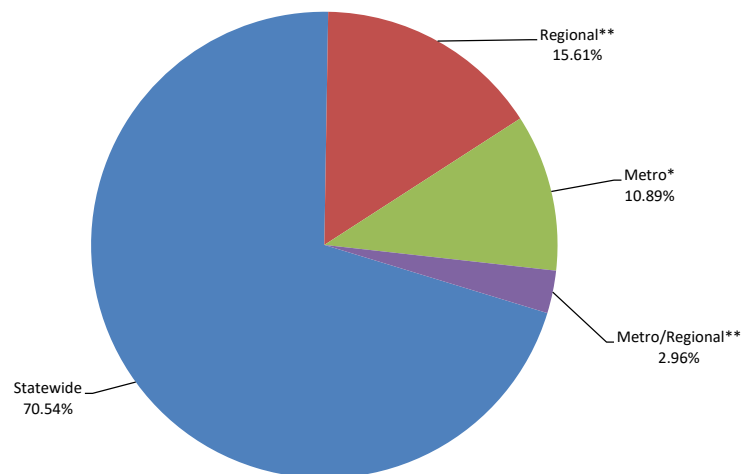
Summary of Recommendations by Proposer Affiliation				
Affiliation Type	\$ Recommended	\$ Percent	# Recommended	# Percent
Public College/University	\$35,208,000	34.07%	58	46.77%
Local/Regional Government	\$25,448,000	24.63%	19	15.32%
State Government	\$24,034,000	23.26%	21	16.94%
Non-Profit Business/Entity	\$17,247,000	16.69%	23	18.55%
Private College/University	\$1,259,000	1.22%	2	1.61%
K-12 Education	\$130,000	0.13%	1	0.81%
Total	\$103,326,000	100.00%	124	100.00%

% of Total \$ Recommended by Proposer Affiliation



Summary of Recommendations by Area of Impact				
Areas of Impact	\$ Recommended	\$ Percent	# Recommended	# Percent
Statewide	\$72,887,000	70.54%	88	70.97%
Regional**	\$16,133,000	15.61%	16	12.10%
Metro*	\$11,250,000	10.89%	15	12.90%
Metro/Regional**	\$3,056,000	2.96%	5	4.03%
Total	\$103,326,000	100.00%	124	100.00%

% of Total \$ Recommended by Area of Impact



* "Metro" region includes the 11 counties of Anoka, Carver, Chisago, Dakota, Hennepin, Isanti, Ramsey, Scott, Sherburne, Washington, and Wright.

** "Regional" means area of impact is less than "Statewide" but includes one or more regions of the state ("Northwest", "Northeast", "Central", "Southwest", or "Southeast")