

M.L. 2023 Environment and Natural Resources Trust Fund (ENRTF) Appropriations by Subdivision

Process for M.L. 2023

For FY 2024 (July 1, 2023 -June 30, 2024), approximately \$79 million was available for funding from the Environment and Natural Resources Trust Fund (ENRTF) and approximately \$189,000 was available from the Great Lakes Protection Account (GLPA).

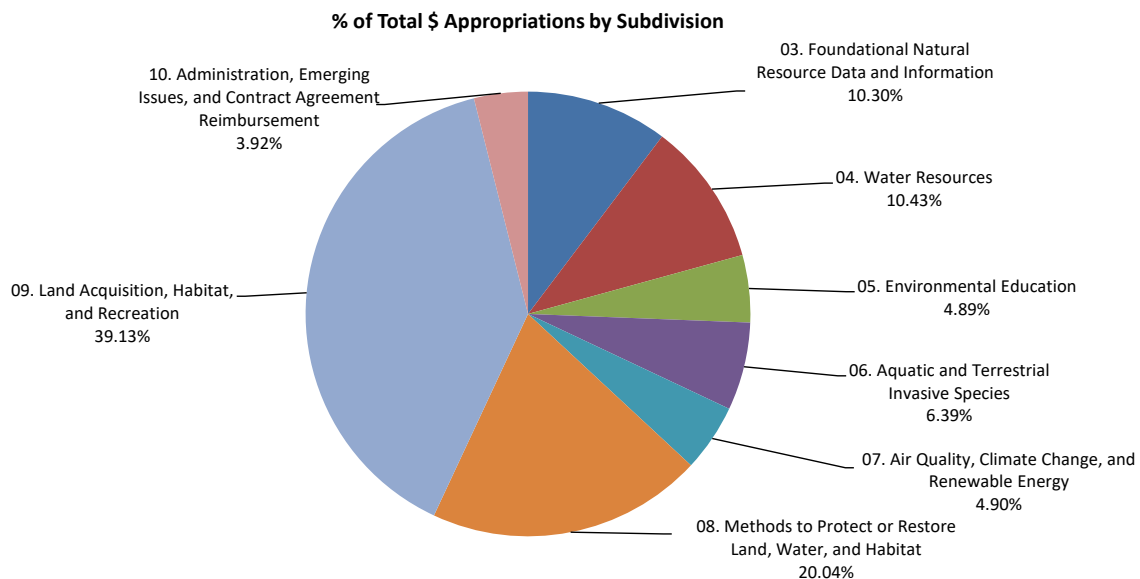
The Legislative-Citizen Commission on Minnesota Resources (LCCMR) selected 85 projects totaling \$79,833,000 to recommend to the 2023 Minnesota Legislature for funding from the ENRTF and the GLPA. The recommendations were a result of the LCCMR's 2023 Request for Proposal (RFP) process in which 174 proposals requesting a total of approximately \$164 million were received and considered through a competitive, multi-stage evaluation. The recommendations ranged from funding the full proposal and dollar amount requested to partial funding for specific proposal elements.

On May 18, 2023, the Legislature approved the 85 projects for funding from the ENRTF and the GLPA, as recommended by the LCCMR. The Legislature also added one additional appropriation using unspent funds from a previous project. On May 24, 2023, the 86 appropriations were signed into law by the Governor as M.L. 2023, Chapter 60, Article 2, with \$79,644,000 from the ENRTF, \$176,000 recaptured from a prior fiscal year, and \$189,000 from the GLPA, for \$80,009,000 in total appropriations.

March 25, 2022	RFP Issued
May 26, 2022	RFP Proposal Deadline (174 proposals received totaling ~\$164 million)
July 25, 2022	Selection of Proposals for Further Consideration and Presentations
August 8-10 & 16-17, 2022	Proposal Presentations
August 30, 2022	Allocation and Recommendations
September - November, 2022	Recommended Projects Undergo Work Plan Development; Research Projects Undergo Peer Review
December 8 & 20, 2022	Appropriation Language Review and Adoption

Summary of Appropriations by Subdivision

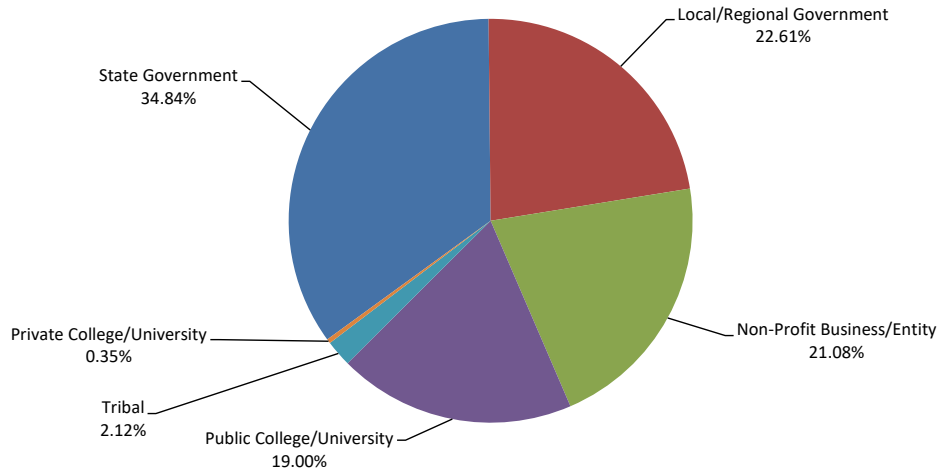
Subdivision	\$ Appropriations	\$ Percent	# Appropriations	# Percent
03. Foundational Natural Resource Data and Information	\$8,219,000	10.30%	19	22.35%
04. Water Resources	\$8,328,000	10.43%	13	15.29%
05. Environmental Education	\$3,905,000	4.89%	8	9.41%
06. Aquatic and Terrestrial Invasive Species	\$5,104,000	6.39%	2	2.35%
07. Air Quality, Climate Change, and Renewable Energy	\$3,913,000	4.90%	6	7.06%
08. Methods to Protect or Restore Land, Water, and Habitat	\$15,997,000	20.04%	18	21.18%
09. Land Acquisition, Habitat, and Recreation	\$31,241,000	39.13%	15	17.65%
10. Administration, Emerging Issues, and Contract Agreement Reimbursement	\$3,126,000	3.92%	4	4.71%
Total	\$79,833,000	100.00%	85	100.00%



Summary of Appropriations by Proposer Affiliation

Affiliation Type	\$ Appropriations	\$ Percent	# Appropriations	# Percent
State Government	\$27,813,000	34.84%	21	24.71%
Local/Regional Government	\$18,050,000	22.61%	17	20.00%
Non-Profit Business/Entity	\$16,832,000	21.08%	21	24.71%
Public College/University	\$15,166,000	19.00%	24	28.24%
Tribal	\$1,693,000	2.12%	1	1.18%
Private College/University	\$279,000	0.35%	1	1.18%
Total	\$79,833,000	100.00%	85	100.00%

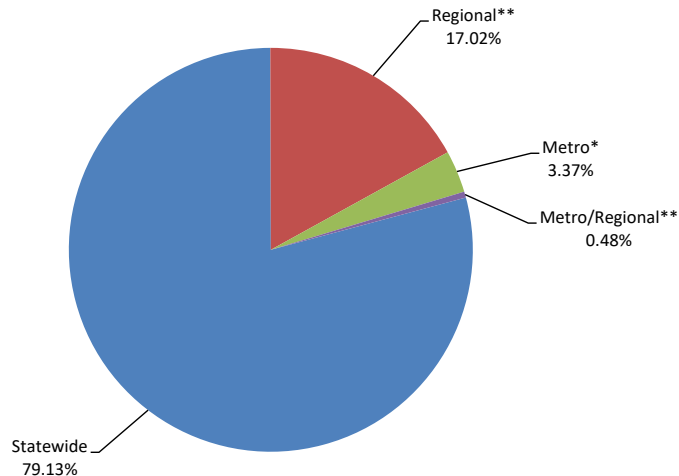
% of Total \$ Appropriations by Proposer Affiliation



Summary of Appropriations by Area of Impact

Areas of Impact	\$ Appropriations	\$ Percent	# Appropriations	# Percent
Statewide	\$63,170,000	79.13%	62	72.94%
Regional**	\$13,587,000	17.02%	16	18.82%
Metro*	\$2,692,000	3.37%	5	5.88%
Metro/Regional**	\$384,000	0.48%	2	2.35%
Total	\$79,833,000	100.00%	85	100.00%

% of Total \$ Appropriations by Area of Impact



* "Metro" region includes the 11 counties of Anoka, Carver, Chisago, Dakota, Hennepin, Isanti, Ramsey, Scott, Sherburne, Washington, and Wright.

** "Regional" means area of impact is less than "Statewide" but includes one or more regions of the state ("Northwest", "Northeast", "Central", "Southwest", or "Southeast") other than the 11-county "Metro" region.