

**M.L. 2022 Environment and Natural Resources Trust Fund (ENRTF)
Appropriations by Subdivision**

Process for M.L. 2022

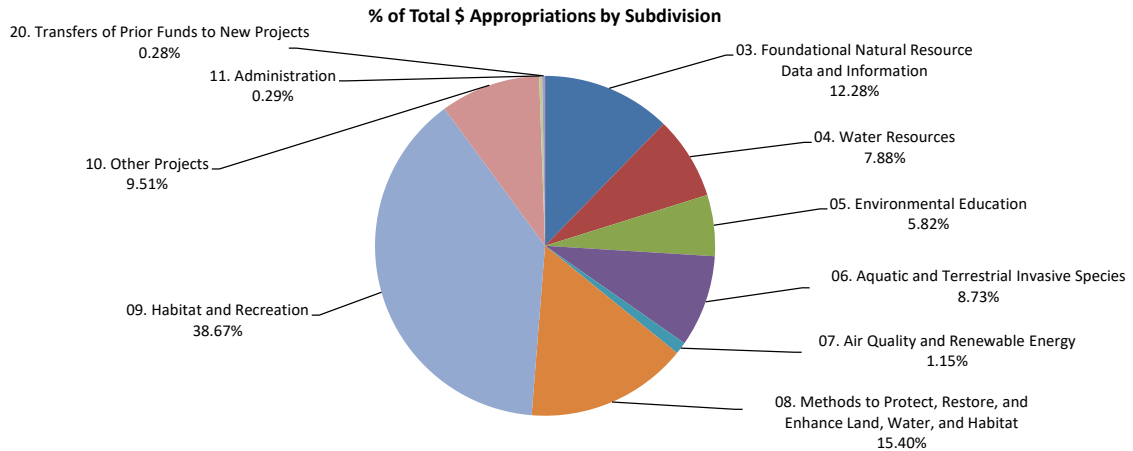
For the FY 2022 and FY 2023 biennium (July 1, 2021 - June 30, 2023), approximately \$70 million was available each year for funding from the Environment and Natural Resources Trust Fund (ENRTF). For funding beginning July 1, 2022 (FY 2023), the Legislative-Citizen Commission on Minnesota Resources (LCCMR) received 220 proposals requesting a total of approximately \$178 million in response to its 2022 Request for Proposals (RFP). Thirty-one proposals withdrew after the passage of the 2020 and 2021 ENRTF appropriations, resulting in a revised total of 189 proposals requesting a total of approximately \$142 million. The LCCMR reviewed and considered the proposals through a competitive, multi-stage evaluation but did not make an official recommendation to the Minnesota Legislature. The House and Senate introduced and heard bills that included projects that went through the LCCMR process. The House bill contained 74 projects, and the Senate bill contained 96 projects.

On May 22, 2022, the Legislature approved 80 projects for funding from the Environment and Natural Resources Trust Fund. Twelve of the approved projects did not go through the LCCMR proposal review process, and the scope of two projects that did go through the process was modified by the Legislature. Twenty-five LCCMR-reviewed projects that were originally included in the House or Senate version of the bill were not included in the final bill. On June 3, 2022, the 80 appropriations were signed into law by the Governor as M.L. 2022, Chapter 94, with \$70,881,000 FY23 and \$2,463,000 recaptured from prior fiscal years, for \$73,344,000 in total appropriations.

January 11, 2021	RFP Issued
April 2, 2021	RFP Proposal Deadline
July 6, 2021	Selection of Proposals for Further Consideration and Presentations
July 13, 15, 20 & 27-28, 2021	Proposal Presentations
August 26, September 23 & December 15, 2021	LCCMR Allocation Discussions
September 2021 - June 2022	Research Projects Undergo Peer Review
January 5, 2022	2022 Minnesota Legislative Session Begins
June 3, 2022	Appropriations Signed into Law by Governor

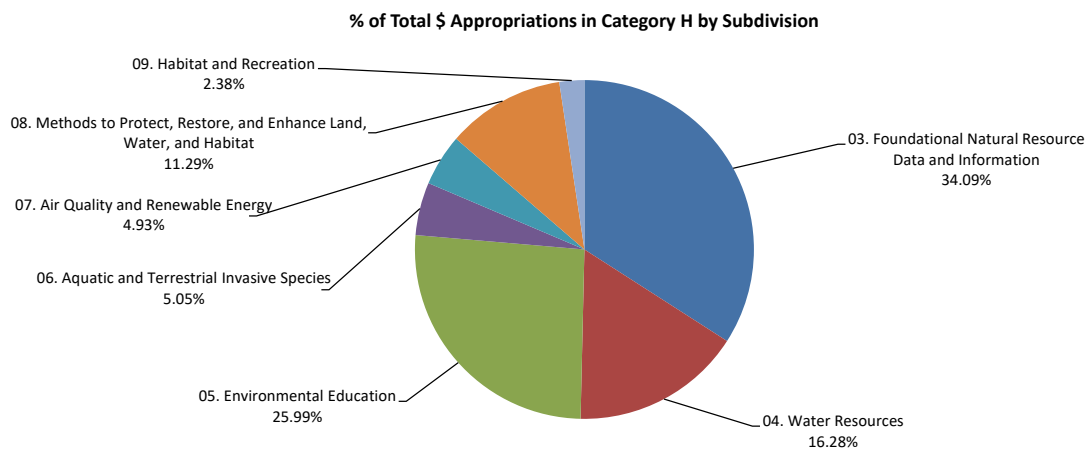
Summary of Appropriations by Subdivision

Subdivision	\$ Appropriations	\$ Percent	# Appropriations	# Percent
03. Foundational Natural Resource Data and Information	\$9,004,000	12.28%	15	18.75%
04. Water Resources	\$5,783,000	7.88%	14	17.50%
05. Environmental Education	\$4,269,000	5.82%	9	11.25%
06. Aquatic and Terrestrial Invasive Species	\$6,404,000	8.73%	2	2.50%
07. Air Quality and Renewable Energy	\$843,000	1.15%	2	2.50%
08. Methods to Protect, Restore, and Enhance Land, Water, and Habitat	\$11,294,000	15.40%	11	13.75%
09. Habitat and Recreation	\$28,362,000	38.67%	14	17.50%
10. Other Projects	\$6,973,000	9.51%	11	13.75%
11. Administration	\$210,000	0.29%	1	1.25%
20. Transfers of Prior Funds to New Projects	\$202,000	0.28%	1	1.25%
Total	\$73,344,000	100.00%	80	100.00%



Summary of Category H Appropriations by Subdivision

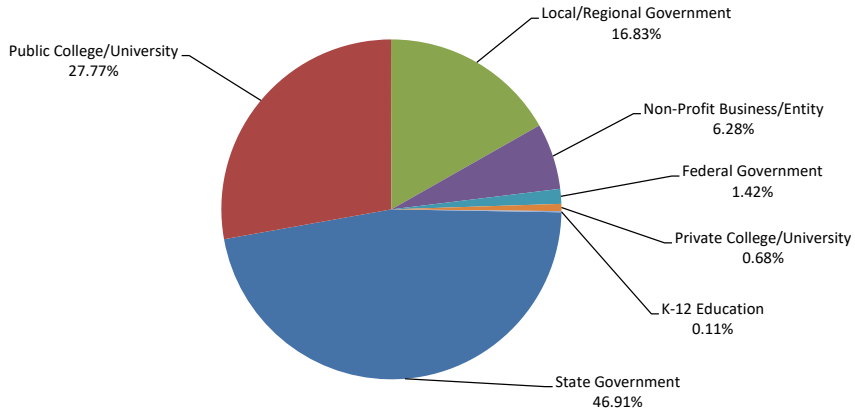
Subdivision	\$ Appropriations	\$ Percent	# Appropriations	# Percent
03. Foundational Natural Resource Data and Information	\$1,175,000	34.09%	6	33.33%
04. Water Resources	\$561,000	16.28%	3	16.67%
05. Environmental Education	\$896,000	25.99%	4	22.22%
06. Aquatic and Terrestrial Invasive Species	\$174,000	5.05%	1	5.56%
07. Air Quality and Renewable Energy	\$170,000	4.93%	1	5.56%
08. Methods to Protect, Restore, and Enhance Land, Water, and Habitat	\$389,000	11.29%	2	11.11%
09. Habitat and Recreation	\$82,000	2.38%	1	5.56%
Total	\$3,447,000	100.00%	18	100.00%



Summary of Appropriations by Proposer Affiliation

Affiliation Type	\$ Appropriations	\$ Percent	# Appropriations	# Percent
State Government	\$34,406,000	46.91%	25	31.25%
Public College/University	\$20,368,000	27.77%	29	36.25%
Local/Regional Government	\$12,341,000	16.83%	15	18.75%
Non-Profit Business/Entity	\$4,609,000	6.28%	7	8.75%
Federal Government	\$1,038,000	1.42%	2	2.50%
Private College/University	\$500,000	0.68%	1	1.25%
K-12 Education	\$82,000	0.11%	1	1.25%
Total	\$73,344,000	100.00%	80	100.00%

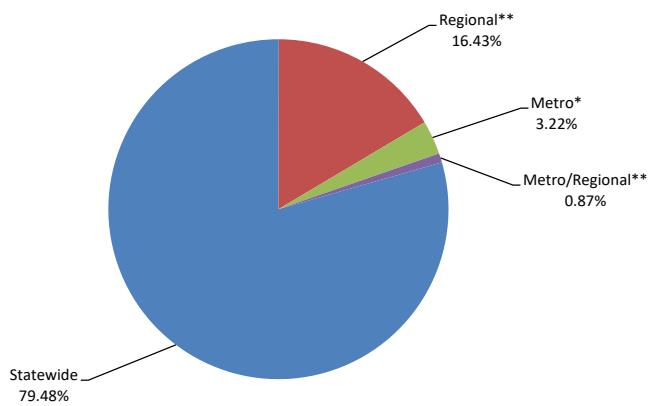
% of Total \$ Appropriations by Proposer Affiliation



Summary of Appropriations by Area of Impact

Areas of Impact	\$ Appropriations	\$ Percent	# Appropriations	# Percent
Statewide	\$58,291,000	79.48%	58	72.50%
Regional**	\$12,051,000	16.43%	16	20.00%
Metro*	\$2,362,000	3.22%	4	5.00%
Metro/Regional**	\$640,000	0.87%	2	2.50%
Total	\$73,344,000	100.00%	80	100.00%

% of Total \$ Appropriations by Area of Impact



* "Metro" region includes the 11 counties of Anoka, Carver, Chisago, Dakota, Hennepin, Isanti, Ramsey, Scott, Sherburne, Washington, and Wright.

** "Regional" means area of impact is less than "Statewide" but includes one or more regions of the state ("Northwest", "Northeast", "Central", "Southwest", or "Southeast") other than the 11-county "Metro" region.