

## M.L. 2024 Environment and Natural Resources Trust Fund (ENRTF) Appropriations by Subdivision

### Process for M.L. 2024

For FY 2025 (July 1, 2024 -June 30, 2025), \$79,644,000 was available for funding from the Environment and Natural Resources Trust Fund (ENRTF).

The Legislative-Citizen Commission on Minnesota Resources (LCCMR) selected 101 projects totaling \$79,644,000 to recommend to the 2024 Minnesota Legislature for funding from the ENRTF. The recommendations were the result of the LCCMR's 2024 Request for Proposal (RFP) in which 218 proposals requesting a total of approximately \$174 million were received and considered through a competitive, multi-stage evaluation. The recommendations ranged from funding the full proposal and dollar amount requested to partial funding for specific proposal elements.

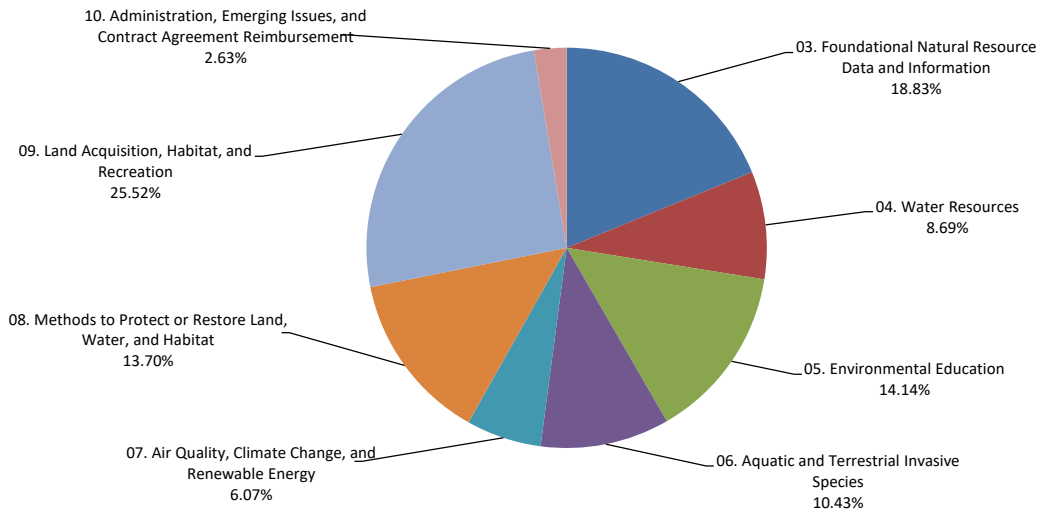
On April 4, 2024, the Legislature approved the 101 projects for funding from the ENRTF, as recommended by the LCCMR. On April 15, 2024, the 101 appropriations were signed into law by the Governor as M.L. 2024, Chapter 83, with \$79,644,000 in total appropriations.

January 18, 2023	RFP Issued
March 31, 2023	RFP Proposal Deadline (218 proposals received totaling ~\$174 million)
June 8, 2023	Selection of Proposals for Further Consideration and Presentations
June 22-23 & 27-28, 2023	Proposal Presentations
July 20, 2023	Allocation and Recommendations
August - November 2023	Recommended Projects Undergo Work Plan Development; Research Projects Undergo Peer Review
December 7, 2023	Appropriation Language Review and Adoption

### Summary of Appropriations by Subdivision

Subdivision	\$ Appropriations	\$ Percent	# Appropriations	# Percent
<b>03. Foundational Natural Resource Data and Information</b>	\$14,993,000	18.83%	28	27.72%
<b>04. Water Resources</b>	\$6,924,000	8.69%	13	12.87%
<b>05. Environmental Education</b>	\$11,262,000	14.14%	22	21.78%
<b>06. Aquatic and Terrestrial Invasive Species</b>	\$8,304,000	10.43%	4	3.96%
<b>07. Air Quality, Climate Change, and Renewable Energy</b>	\$4,833,000	6.07%	5	4.95%
<b>08. Methods to Protect or Restore Land, Water, and Habitat</b>	\$10,910,000	13.70%	16	15.84%
<b>09. Land Acquisition, Habitat, and Recreation</b>	\$20,322,000	25.52%	10	9.90%
<b>10. Administration, Emerging Issues, and Contract Agreement Reimbursement</b>	\$2,096,000	2.63%	3	2.97%
<b>Total</b>	<b>\$79,644,000</b>	<b>100.00%</b>	<b>101</b>	<b>100.00%</b>

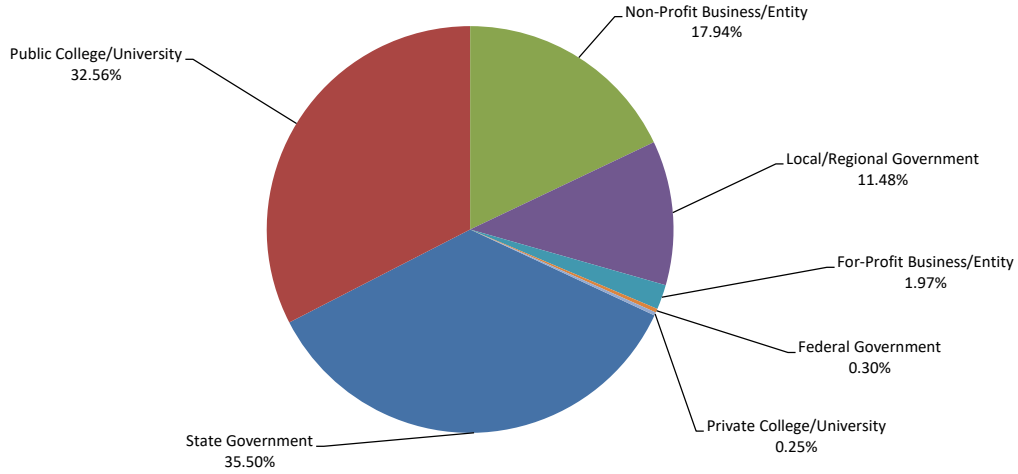
### % of Total \$ Appropriations by Subdivision



**Summary of Appropriations by Proposer Affiliation**

Affiliation Type	\$ Appropriations	\$ Percent	# Appropriations	# Percent
State Government	\$28,270,000	35.50%	20	19.80%
Public College/University	\$25,935,000	32.56%	45	44.55%
Non-Profit Business/Entity	\$14,286,000	17.94%	21	20.79%
Local/Regional Government	\$9,143,000	11.48%	11	10.89%
For-Profit Business/Entity	\$1,569,000	1.97%	2	1.98%
Federal Government	\$241,000	0.30%	1	0.99%
Private College/University	\$200,000	0.25%	1	0.99%
<b>Total</b>	<b>\$79,644,000</b>	<b>100.00%</b>	<b>101</b>	<b>100.00%</b>

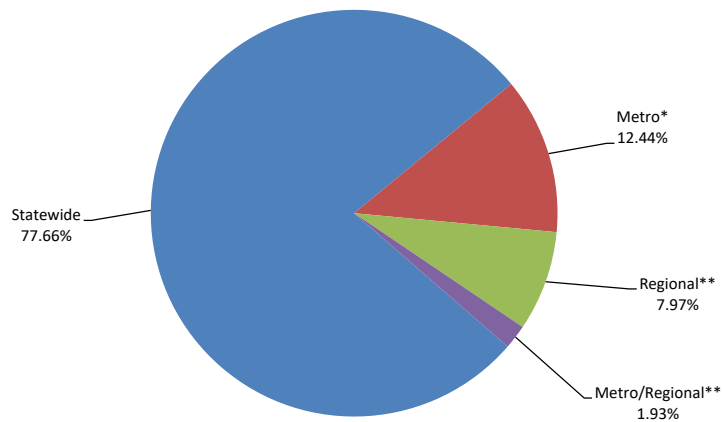
**% of Total \$ Appropriations by Proposer Affiliation**



**Summary of Appropriations by Area of Impact**

Areas of Impact	\$ Appropriations	\$ Percent	# Appropriations	# Percent
Statewide	\$61,853,000	77.66%	76	75.25%
Metro*	\$9,906,000	12.44%	8	7.92%
Regional**	\$6,347,000	7.97%	14	13.86%
Metro/Regional**	\$1,538,000	1.93%	3	2.97%
<b>Total</b>	<b>\$79,644,000</b>	<b>100.00%</b>	<b>101</b>	<b>100.00%</b>

**% of Total \$ Appropriations by Area of Impact**



\* "Metro" region includes the 11 counties of Anoka, Carver, Chisago, Dakota, Hennepin, Isanti, Ramsey, Scott, Sherburne, Washington, and Wright.

\*\* "Regional" means area of impact is less than "Statewide" but includes one or more regions of the state ("Northwest", "Northeast", "Central", "Southwest", or "Southeast") other than the 11-county "Metro" region.