

Environment and Natural Resources Trust Fund Summary of Proposals Selected to Present LCCMR 2022 RFP

Process M.L. 2022

For the FY 2022 and FY 2023 biennium (July 1, 2021 - June 30, 2023), approximately \$70 million is available each year for funding from the Environment and Natural Resources Trust Fund. As of April 2, 2021, the Legislative-Citizen Commission on Minnesota Resources (LCCMR) received 220 proposals requesting a total of approximately \$178 million. 31 proposals withdrew after the passage of the 2020 and 2021 ENRTF appropriations, resulting in a revised total of 189 proposals requesting a total of approximately \$142 million. This RFP process is for funding beginning July 1, 2021.

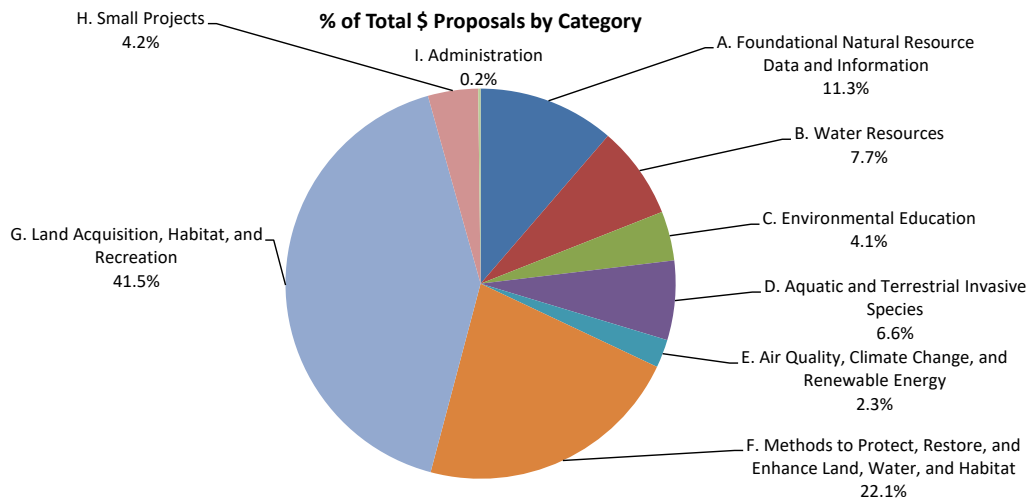
LCCMR reviews and evaluates all proposals against their 10 adopted evaluation criteria. On July 6, members selected 99 proposals requesting a total of approximately \$106 million to invite in for a presentation before the LCCMR on July 13, 15, 20, and 27-29 in order to receive further consideration. On August 26, the LCCMR will make final selection and funding allocation decisions. These selected projects will be presented to the 2022 Minnesota Legislature as the official LCCMR recommendations for spending from the Environment and Natural Resources Trust Fund.

Check the LCCMR schedule for the most up-to-date information and important process dates.

| | |
|--|--|
| January 11, 2021 | RFP Issued |
| April 2, 2021 | RFP Proposal Deadline (220 Proposals received totaling ~\$178 million) |
| July 6, 2021 | Selection of Proposals for Further Consideration and Presentations |
| July 13, 15, 20, and 27-29, 2021 | Proposal Presentations |
| August 26, 2021 | Allocation and Recommendations |
| August - November, 2021 | Recommended Research Projects Undergo Peer Review |
| November 17, and December 8 & 15, 2021 | Appropriation Language Review & Adoption |

Summary of Proposals Selected to Present by Category

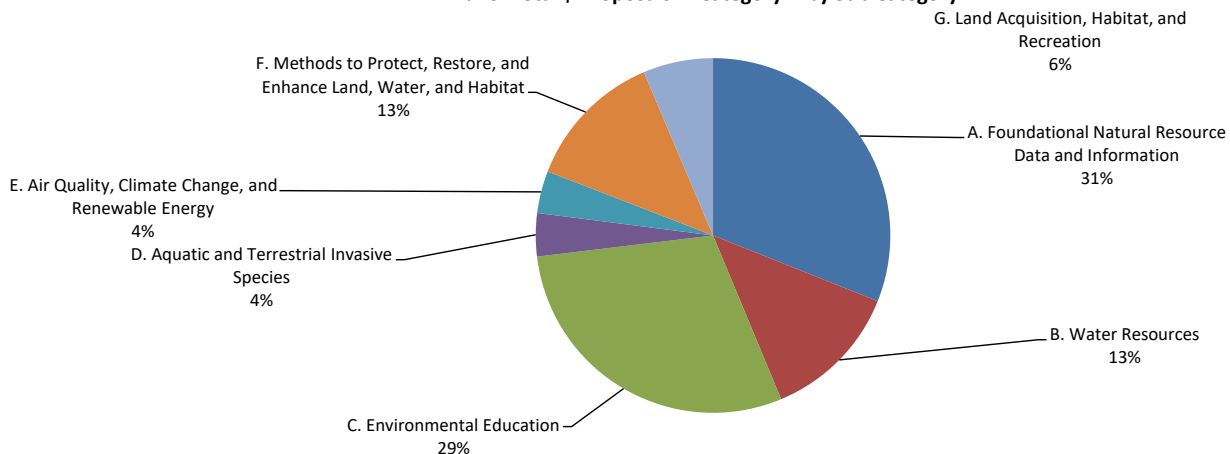
| Category | \$ Request | \$ Percent | # Proposals | # Percent |
|---|----------------------|---------------|-------------|-------------|
| A. Foundational Natural Resource Data and Information | \$12,044,000 | 11.3% | 15 | 15% |
| B. Water Resources | \$8,178,000 | 7.7% | 15 | 15% |
| C. Environmental Education | \$4,348,000 | 4.1% | 7 | 7% |
| D. Aquatic and Terrestrial Invasive Species | \$7,000,000 | 6.6% | 1 | 1% |
| E. Air Quality, Climate Change, and Renewable Energy | \$2,490,000 | 2.3% | 3 | 3% |
| F. Methods to Protect, Restore, and Enhance Land, Water, and Habitat | \$23,523,000 | 22.1% | 16 | 16% |
| G. Land Acquisition, Habitat, and Recreation | \$44,171,000 | 41.5% | 17 | 17% |
| H. Small Projects | \$4,423,000 | 4.2% | 24 | 24% |
| I. Administration | \$210,000 | 0.2% | 1 | 1% |
| Total Request | \$106,387,000 | 100.0% | 99 | 100% |



Summary of Category H Proposals Selected to Present by Sub-Category

| Category | \$ Request | \$ Percent | # Proposals | # Percent |
|---|--------------------|-------------|-------------|-------------|
| A. Foundational Natural Resource Data and Information | \$1,373,000 | 31% | 7 | 29% |
| B. Water Resources | \$561,000 | 13% | 3 | 13% |
| C. Environmental Education | \$1,299,000 | 29% | 7 | 29% |
| D. Aquatic and Terrestrial Invasive Species | \$174,000 | 4% | 1 | 4% |
| E. Air Quality, Climate Change, and Renewable Energy | \$170,000 | 4% | 1 | 4% |
| F. Methods to Protect, Restore, and Enhance Land, Water, and Habitat | \$564,000 | 13% | 3 | 13% |
| G. Land Acquisition, Habitat, and Recreation | \$282,000 | 6% | 2 | 8% |
| Total Request | \$4,423,000 | 100% | 24 | 100% |

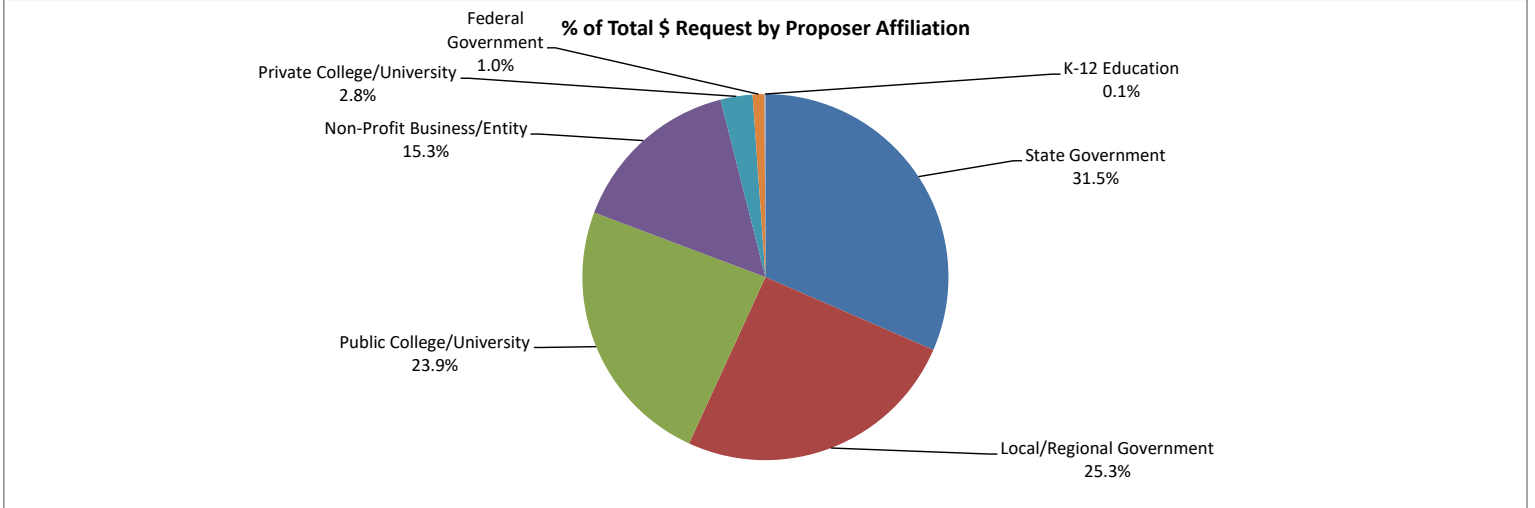
% of Total \$ Proposals in Category H by Sub Category



**Environment and Natural Resources Trust Fund Summary of Proposals Selected to Present
LCCMR 2022 RFP**

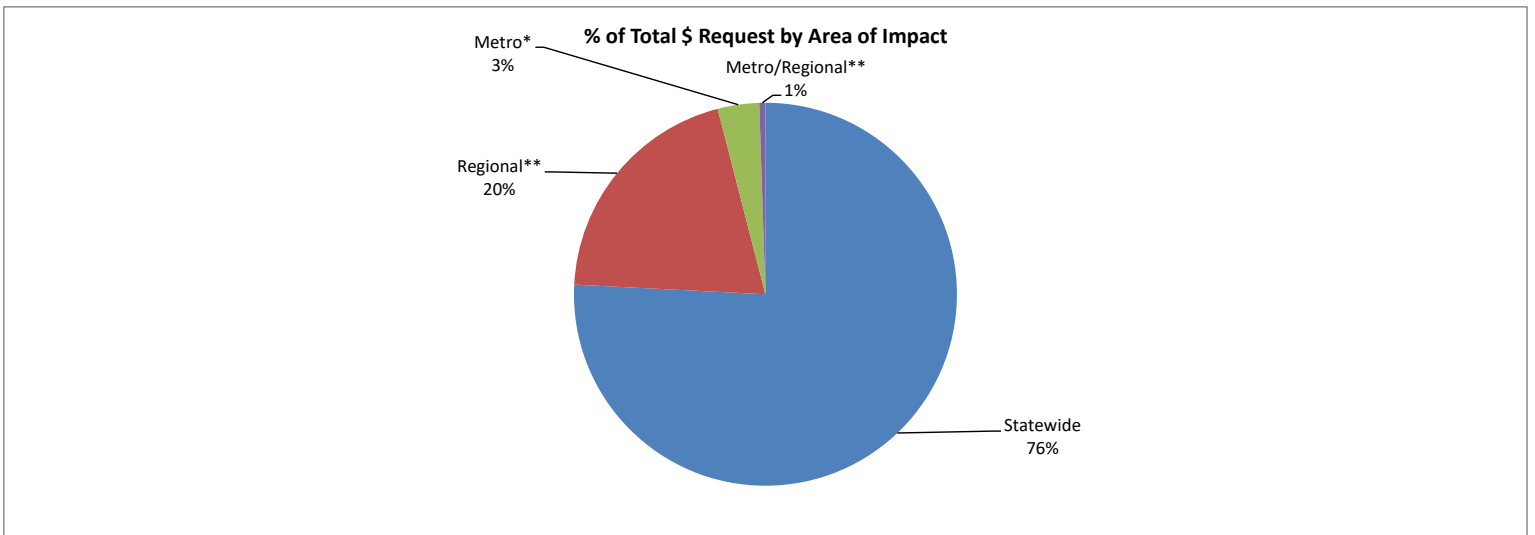
Summary of Proposals Selected to Present by Proposer Affiliation

| Affiliation Type | \$ Request | \$ Percent | # Proposals | # Percent |
|----------------------------|----------------------|---------------|-------------|-------------|
| State Government | \$33,523,000 | 31.5% | 22 | 22% |
| Local/Regional Government | \$26,958,000 | 25.3% | 20 | 20% |
| Public College/University | \$25,416,000 | 23.9% | 34 | 34% |
| Non-Profit Business/Entity | \$16,288,000 | 15.3% | 18 | 18% |
| Private College/University | \$3,007,000 | 2.8% | 2 | 2% |
| Federal Government | \$1,113,000 | 1.0% | 2 | 2% |
| K-12 Education | \$82,000 | 0.1% | 1 | 1% |
| Total Request | \$106,387,000 | 100.0% | 99 | 100% |



Summary of Proposals Selected to Present by Area of Impact

| Areas of Impact | \$ Request | \$ Percent | # Proposals | # Percent |
|------------------------------|----------------------|-------------|-------------|-------------|
| Statewide | \$80,643,000 | 76% | 70 | 71% |
| Regional** | \$21,471,000 | 20% | 21 | 21% |
| Metro* | \$3,726,000 | 4% | 6 | 6% |
| Metro/Regional** | \$547,000 | 1% | 2 | 2% |
| Total Recommendations | \$106,387,000 | 100% | 99 | 100% |



* "Metro" region includes the 11 counties of Anoka, Carver, Chisago, Dakota, Hennepin, Isanti, Ramsey, Scott, Sherburne, Washington, and Wright.
 ** "Regional" means area of impact is less than "Statewide" but includes one or more regions of the state ("Northwest", "Northeast", "Central", "Southwest", or "Southeast") other than the 11-county "Metro" region.