

M.L. 2020 Environment and Natural Resources Trust Fund (ENRTF) Proposal Presentations by Category

Process for M.L. 2020

For the FY2020 and FY2021 biennium, approximately \$61 million is available each year for funding from the Environment and Natural Resources Trust Fund. As of April 15, 2019 the Legislative-Citizen Commission on Minnesota Resources (LCCMR) has received 290 proposals requesting a total of \$203,377,942 from the Environment and Natural Resources Trust Fund (ENRTF). This RFP process is for funding beginning July 1, 2020.

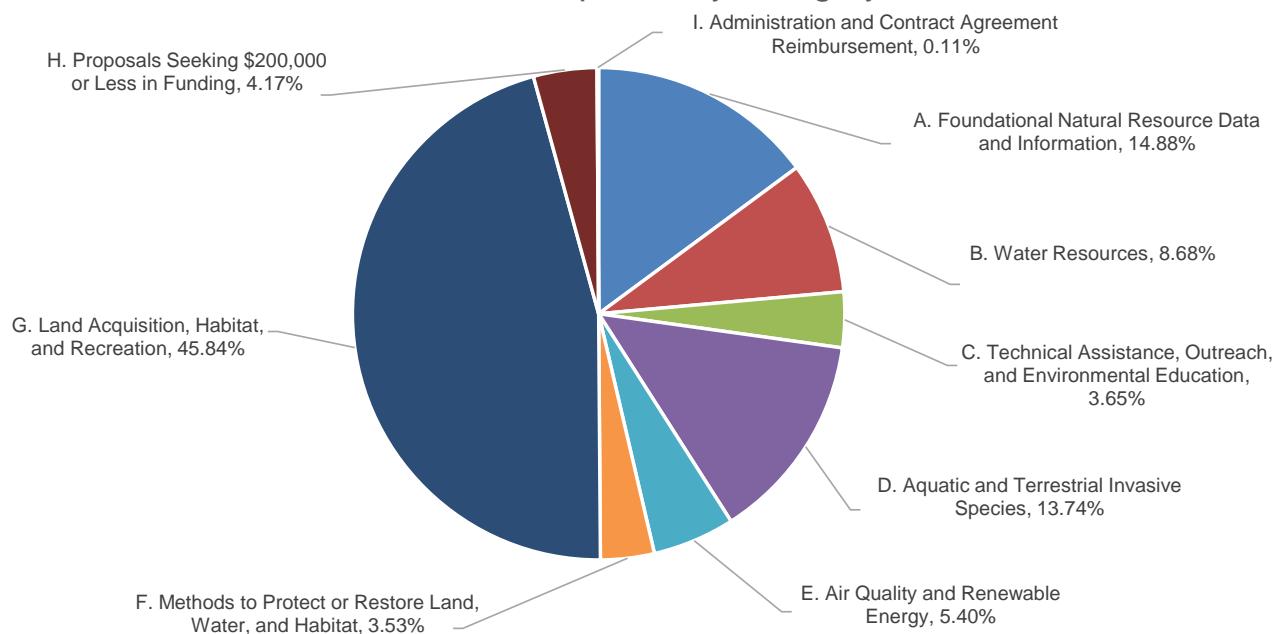
LCCMR reviews and evaluates all proposals against the 10 LCCMR adopted evaluation criteria. On June 5, members selected 126 proposals to invite for presentation before the LCCMR on June 17, 24, 25, 26 and 27 in order to receive further consideration. On July 17-18, LCCMR will make final selection and funding allocation decisions. These selected projects will be presented to the 2020 Minnesota Legislature as the official LCCMR recommendations for spending from the Environment and Natural Resources Trust Fund.

January 3, 2019	2020 RFP Issued
April 15, 2019	2020 RFP Proposal Deadline (Received 290 Proposals totaling approximately \$203 million)
June 5-6, 2019	2020 Selection of Proposals for Presentations
June 17 & 24-27, 2019	2020 Proposal Presentations
July 17-18, 2019	2020 Allocation Recommendations
August - November, 2019	Recommended Research Projects Undergo Peer Review
December 4, 2019 & December 12, 2019	2020 Appropriation Language Review & Adoption

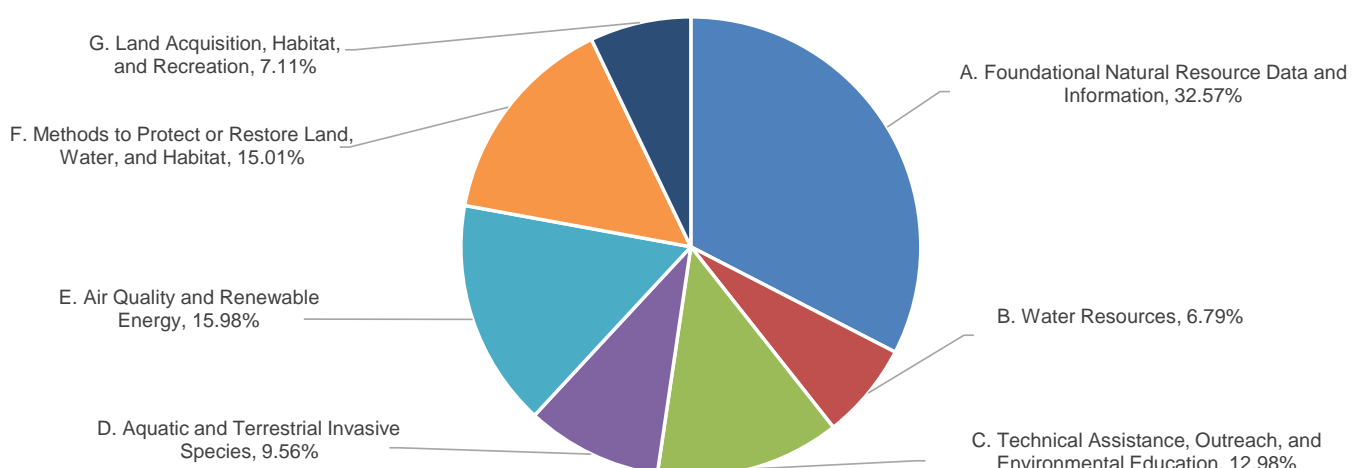
Summary of Proposals by Category

Category	\$ Request	\$ Percent	# Proposals	# Percent
A. Foundational Natural Resource Data and Information	\$18,985,833	14.88%	24	19.05%
B. Water Resources	\$11,081,192	8.68%	19	15.08%
C. Technical Assistance, Outreach, and Environmental Education	\$4,659,057	3.65%	8	6.35%
D. Aquatic and Terrestrial Invasive Species	\$17,531,896	13.74%	9	7.14%
E. Air Quality and Renewable Energy	\$6,891,749	5.40%	4	3.17%
F. Methods to Protect or Restore Land, Water, and Habitat	\$4,500,140	3.53%	9	7.14%
G. Land Acquisition, Habitat, and Recreation	\$58,494,950	45.84%	21	16.67%
H. Proposals Seeking \$200,000 or Less in Funding	\$5,314,340	4.17%	31	24.60%
I. Administration and Contract Agreement Reimbursement	\$135,000	0.11%	1	0.79%
TOTAL REQUEST	\$127,594,157	100.00%	126	100%

% of Total \$ Proposals by Category



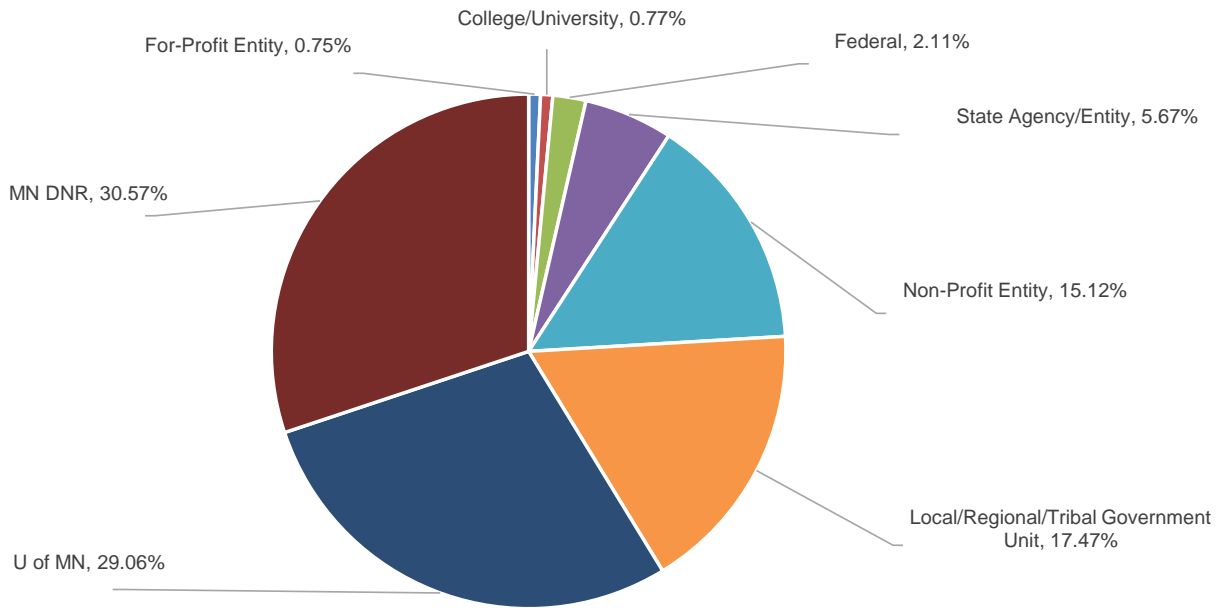
% of Total \$ Proposals In Category H by Sub Category



M.L. 2020 ENRTF PROPOSAL PRESENTATIONS BY AFFILIATION AND AREA OF IMPACT

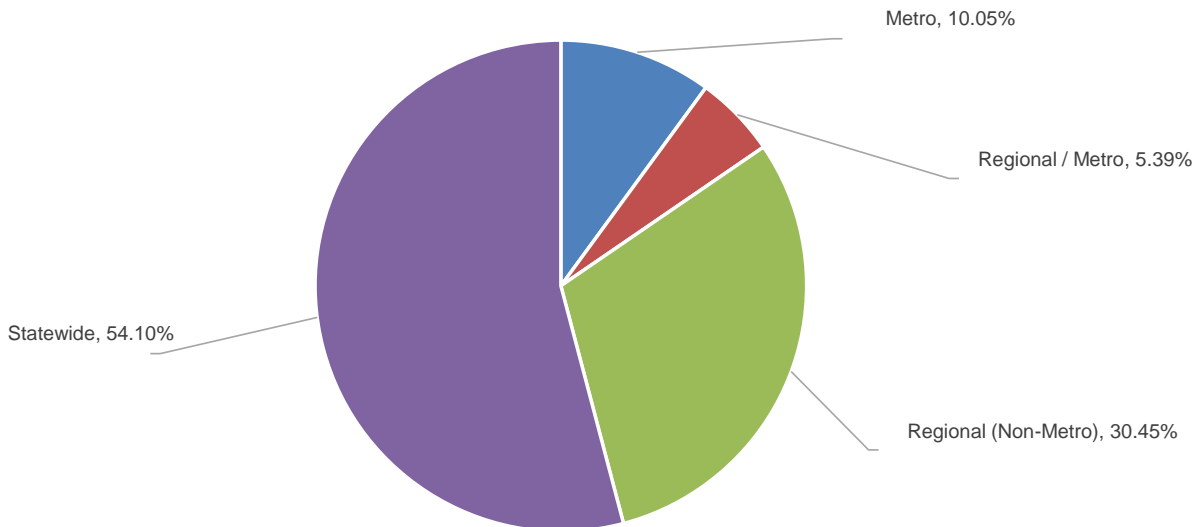
Summary of Proposals by Proposer Affiliation				
Affiliation Type by Proposer Affiliation	\$ Request	\$ Percent	# Proposals	# Percent
For-Profit Entity	\$948,500	0.75%	2	1.59%
College/University	\$973,501	0.77%	2	1.59%
Federal	\$2,652,645	2.11%	5	3.97%
State Agency/Entity	\$7,129,122	5.67%	8	6.35%
Non-Profit Entity	\$19,006,144	15.12%	27	21.43%
Local/Regional/Tribal Government Unit	\$21,950,694	17.47%	17	13.49%
U of MN	\$36,514,941	29.06%	49	38.89%
MN DNR	\$38,418,610	30.57%	16	12.70%
TOTAL REQUEST	\$125,672,156	100.00%	126	100.00%

% of Total \$ Request by Proposer Affiliation



Summary of Proposals by Area of Impact				
Area of Impact	\$ Request	\$ Percent	# Proposals	# Percent
Metro*	\$12,827,327	10.05%	12	9.52%
Metro*/Regional**	\$6,876,496	5.39%	11	8.73%
Regional**	\$38,857,570	30.45%	44	34.92%
Statewide	\$69,032,764	54.10%	59	46.83%
TOTAL RECOMMENDATIONS	\$127,594,157	100.00%	126	100.00%

% Total \$ Request by Area of Impact



* "Metro" region includes the 11 counties of Anoka, Carver, Chisago, Dakota, Hennepin, Isanti, Ramsey, Scott, Sherburne, Washington, and Wright.

** "Regional" means area of impact is less than "Statewide" but includes one or more regions of the state ("Northwest", "Northeast", "Central", "Southwest", or "Southeast") other than the 11-county "Metro" region.